

Product and Brand Management

DEMKT622

Edited by:
Dr. Lokesh Jasrai



LOVELY
PROFESSIONAL
UNIVERSITY



Product and Brand Management

**Edited By
Dr. Lokesh Jasrai**

Title: Product and Brand Management

Author's Name: Dr. Rajesh Dogra

Published By : Lovely Professional University

Publisher Address: Lovely Professional University, Jalandhar Delhi GT road, Phagwara - 144411

Printer Detail: Lovely Professional University

Edition Detail: (I)

ISBN:

Copyrights@ Lovely Professional University

Content

Unit 1:	Introduction to Product Management	1
	<i>Dr. Rajesh Dogra, Lovely Professional University</i>	
Unit 2:	Product Strategy	17
	<i>Dr. Rajesh Dogra, Lovely Professional University</i>	
Unit 3:	Product Life Cycle Management	35
	<i>Dr. Rajesh Dogra, Lovely Professional University</i>	
Unit 4:	Introduction to Brand Management	50
	<i>Dr. Rajesh Dogra, Lovely Professional University</i>	
Unit 5:	CustomerBased Brand Equity	63
	<i>Dr. Rajesh Dogra, Lovely Professional University</i>	
Unit 6:	Designing Marketing Programs to Build Brand Equity	81
	<i>Dr. Rajesh Dogra, Lovely Professional University</i>	
Unit 7:	Designing and Implementing Branding Strategies	96
	<i>Dr. Rajesh Dogra, Lovely Professional University</i>	
Unit 8:	Managing Brand Extensions	111
	<i>Dr. Rajesh Dogra, Lovely Professional University</i>	
Unit 9:	Planning & Implementing Brand Marketing Programs	125
	<i>Dr. Rajesh Dogra, Lovely Professional University</i>	
Unit 10:	Strategic Brand Management Process	137
	<i>Dr. Rajesh Dogra, Lovely Professional University</i>	
Unit 11:	IMC in Branding	154
	<i>Dr. Rajesh Dogra, Lovely Professional University</i>	
Unit 12:	Measuring & Interpreting Brand Performance	168
	<i>Dr. Rajesh Dogra, Lovely Professional University</i>	
Unit 13:	Growing & Sustaining Brand Equity	183
	<i>Dr. Rajesh Dogra, Lovely Professional University</i>	
Unit 14:	Managing Brands	195
	<i>Dr. Rajesh Dogra, Lovely Professional University</i>	

Unit 01: Introduction to Product Management

CONTENTS

Objectives

Introduction

1.1 Product Related Concepts

1.2 To Understand about Competitive Set & Competitor Analysis

1.3 To Understand Category Attractiveness Analysis

1.4 To Analyze the Process and Need of Environmental Analysis

Summary

Keywords

Self Assessment

Answers for Self Assessment

Review Questions

Further Readings

Objectives

After studying this unit you will be able to:

- Understand and analyse the product related concepts
- Understand about Competitive Set & Competitor Analysis
- Understand category attractiveness analysis.
- Analyse the process and need of environmental analysis

Introduction

Product management focuses on the strategic planning and execution of product development. It involves identifying market opportunities, conducting market research, defining product features and specifications, coordinating cross-functional teams, and managing the product lifecycle from conception to launch and beyond. Product managers are responsible for ensuring that the right products are developed to meet customer needs and that they are effectively brought to market.

Product management is a discipline within the field of business and technology that involves overseeing the development, marketing, and overall strategy of a product or service. Product managers are responsible for guiding the entire lifecycle of a product, from conception to launch and beyond.

Product management is the process of developing, doing market releases for, and managing a product or service. A product manager is responsible for the success or failure of the product. As the leader of a product management team, you'll facilitate collaboration with cross-functional teams to ensure that a product meets both business goals and the customer's needs.

1.1 Product Related Concepts

Product is core to any business enterprise and forms the most tangible expression offered by the firm in response to consumer needs and wants. Issues pertaining to 'product' therefore become key determinants of successful business strategy. By and large all human beings irrespective of their economic status, social and cultural influences, literacy levels would buy and use/consume various

products during their lifetime thus deriving want satisfaction in relation to their inherent and latent needs existing at a given point of time.

Among the four elements (4P's of Marketing Mix) of marketing mix i.e. product price, place and promotion, you would agree that all business activities commences and revolves around the first element namely the product. Thus product forms the core to any business enterprise. You cannot imagine any role and relevance of other three elements i.e. price, place and promotion without a product. However these elements their linkage and support is essential in designing the firm business strategy and making the product a success in the market place.



Fig.1 4P's of Marketing Mix

Product

A product is a commodity, produced or built to satisfy the need of an individual or a group. The product can be intangible or tangible as it can be in the form of services or goods. It is important to do extensive research before developing a product as it has a fluctuating life cycle, from the growth phase to the maturity phase to the sales decline phase.

A product has a certain life cycle that includes the growth phase, the maturity phase, and the sales decline phase. It is important for marketers to reinvent their products to stimulate more demand once it reaches the sales decline phase. It should create an impact in the mind of the customers, which is exclusive and different from the competitor's product. There is an old saying stating for marketers, "what can I do to offer a better product to this group of people than my competitors". This strategy also helps the company to build brand value.

Price

Price is a very important component of the marketing mix definition. The price of the product is basically the amount that a customer pays for to enjoy it. Price is the most critical element of a marketing plan because it dictates a company's survival and profit. Adjusting the price of the product, even a little bit has a big impact on the entire marketing strategy as well as greatly affecting the sales and demand of the product in the market. Things to keep on mind while determining the cost of the product are, the competitor's price, list price, customer location, discount, terms of sale, etc.,

Promotion

It is a marketing communication process that helps the company to publicize the product and its features to the public. It is the most expensive and essential components of the marketing mix, that helps to grab the attention of the customers and influence them to buy the product. Most of the marketers use promotion tactics to promote their product and reach out to the public or the target audience. The promotion might include direct marketing, advertising, personal branding, sales promotion, etc.

Place

Placement or distribution is a very important part of the marketing mix strategy. We should position and distribute our product in a place that is easily accessible to potential buyers/customers.

Product Line and Product MIX

Product line includes all closely related or similar products offered by the firm for example Audio systems offered by Philips is a product line. While televisions offered by the same company (Philips) is another product line. We use the term product line and product mix while describing the product offerings of an organization. A product line is a group of closely related products offered by an organization. Product mix encompasses and includes all individual products available offered by the firm.

Example:

Washing machines is a product line of Videocon. TVs form another product line for Videocon. Product mix consists of all the individual products available through the organization. Product mix may have several product lines, and each product line several product models, styles, sizes. Breadth of product mix is given by a number of product lines it markets.

Some companies market just one or two product lines, and hence their product mix is narrow. A company like General Electric operates in diverse fields, and has broad product mix. Each product mix has a depth which is given by models, colors, sizes available in each individual product lines. On the contrary, a few products, in one size only as one brand is an example of a shallow product depth. The product lines offered are related to company's strategic plan, and marketing plan. It considers the segmentation of the market and targeting. If an organization wishes to target young children, it can add a whole new product line for it.

New Product Lines

New product lines are either a matter of internal development or can be acquired. Each product line also can be expanded. The important idea is that the product line of a company reflects the objectives of the organization, the targeting decided upon and the buyer behaviour in a given market.

Modifying Existing Product Lines

We have a number of reasons to alter either an existing product or a product line. The reasons could be to support the marketing strategy, to improve sales, to improve profits, to expand market share. We can also consider what the product as such contributes to the product portfolio. We can modify a product line by altering either one or more than one of the following attributes:

1. Composition of the product line
2. Expansion or contraction of product line
3. Value addition process
4. Brand
5. Packaging
6. Physical characteristics
7. Positioning

The first two attributes are relevant to a set of products in the product line. The rest are relevant either individual products or product lines.

1.2 To Understand about Competitive Set & Competitor Analysis

Competitive Set & Competitor Analysis

Whether you're running a business or playing in a football game, understanding your competition is crucial for success. While you may not be scoring touchdowns in the office, your goal is to score business deals with clients or win customers with your products. The method of preparation for athletes and business owners is similar—once you understand your strengths and weaknesses versus your competitors', you can level up. Competitive analysis involves identifying your direct and indirect competitors using research to reveal their strengths and weaknesses in relation to your own.

Competitors

Direct competitors market the same product to the same audience as you, while indirect competitors market the same product to a different audience. After identifying your competitors, you can use the information you gather to see where you stand in the market landscape.

Competitive Analysis

The purpose of this type of analysis is to get a competitive advantage in the market and improve your business strategy. Without a competitive analysis, it's difficult to know what others are doing to win clients or customers in your target market.

How to do a Competitive Analysis

Competitive analysis process can help us to analyse a handful of competitors at one time and better approach our target customers.

Step 1. Create a competitor overview

Step 2. Conduct market research

Step 3. Compare product features

Step 4. Compare product marketing

Step 5. Use SWOT analysis

Step 6. Identify your place in the market landscape

Step 1. Create a Competitor Overview

In step one, select between five and 10 competitors to compare against your company. The competitors you choose should have similar product or service offerings and a similar business model to you. You should also choose a mix of both direct and indirect competitors so you can see how new markets might affect your company. Choosing both startup and seasoned competitors will further diversify your analysis. To find competitors in your industry, use Google or Amazon to search for your product or service. The top results that emerge are likely your competitors. If you're a startup or you serve a niche market, you may need to dive deeper into the rankings to find your direct competitors.

Step 2. Conduct Market Research

Once you know the competitors you want to analyze, you'll begin in-depth market research. This will be a mixture of primary and secondary research. Primary research comes directly from customers or the product itself, while secondary research is information that's already compiled. Primary market research may include:

Purchasing competitors' products or services

Interviewing customers

Conducting online surveys of customers

Holding in-person focus groups

Secondary market research may include:

Examining competitors' websites

Assessing the current economic situation

Identifying technological developments

Reading company records

Search engine analysis tools like Ahrefs and SEMrush can help you examine competitors' websites and obtain crucial SEO information such as the keywords they're targeting, the number of back links they have, and the overall health of their website.

Step 3. Compare Product Features

The next step in your analysis involves a comparison of your product to your competitors' products. This comparison should break down the products feature by feature. While every product has its own unique features.

Most Products Will Likely Include:

- Price
- Service offered
- Age of audience served
- Number of features
- Style and design
- Ease of use
- Type and number of warranties
- Customer support offered
- Product quality

Step 4. Compare Product Marketing

The next step in your analysis will look similar to the one before, except you'll compare the marketing efforts of your competitors instead of the product features. Unlike the product features matrix you created, you'll need to go deeper to unveil each company's marketing plan.

- Areas to analyse include:
- Social media
- Website copy
- Paid ads
- Press releases
- Product copy

As you analyse the above, ask questions to dig deeper into each company's marketing strategies. The questions you should ask will vary by industry, but may include:

What story are they trying to tell?

What value do they bring to their customers?

What's their company mission?

What's their brand voice?

You can identify your competitors' target demographic in this step by referencing their customer base, either from their website or from testimonials. This information can help you build customer personas. When you can picture who your competitor actively targets, you can better understand their marketing tactics.

Step 5. Use SWOT analysis

Competitive intelligence will make up a significant part of your competitor analysis framework, but once you've gathered your information, you can turn the focus back to your company. A SWOT analysis helps you identify your company's strengths and weaknesses. It also helps turn weaknesses into opportunities and assess threats you face based on your competition.

During a SWOT Analysis we ask normal questions:

What do we do well?

What could we improve?

Are there market gaps in our services?

What new market trends are on the horizon?

Your research from the previous steps in the competitive analysis will help you answer these questions and fill in your SWOT analysis. You can visually present your findings in a SWOT matrix, which is a four-box chart divided by category.

Step 6. Identify Your Place in the Market Landscape

The last step in your competitive analysis is to understand where you stand in the market landscape. To do this, you'll create a graph with an X and Y axis. The two axes should represent the most important factors for being competitive in your market.

Let us try to understand by graph:

For example, the X-axis may represent customer satisfaction, while the Y-axis may represent presence in the market. You'll then plot each competitor on the graph according to their (x,y) coordinates. You'll also plot your company on this chart, which will give you an idea of where you stand in relation to your competitors. This graph is included for informational purposes and does not represent Asana's market landscape or any specific industry's market landscape.



Fig. 3 Market Landscape

In this example, you'll see three companies that have a greater market presence and greater customer satisfaction than yours, while two companies have a similar market presence but higher customer satisfaction. This data should jumpstart the problem-solving process because you now know which competitors are the biggest threats and you can see where you fall short.

1.3 To Understand Category Attractiveness Analysis

Category Attractiveness Analysis

Retailers give more space and/or selling time to those categories that are "attractive" which means faster inventory turnover, greater profits and less space for categories that are "unattractive". An essential component of the marketing planning process is an analysis of a product's potential to achieve a desired level of return on the company's investment. An analysis of this type not only assesses financial opportunities but also provides ideas about how to compete better given structural characteristics of the category.

The characteristics of a product category rarely put all point in the same direction. As a result, categories that some firms find attractive will be of little interest to others. For example, most food categories are characterized by low but steady sales volume growth. A growth rate of 4.5 percent in frozen potato category would probably seem high to the Frozen Food Industry product manager but quite low to a Cisco Systems marketer.

Example: Tata and Jaguar

In the auto-mobile market, most observers consider the luxury car segment (over \$40,000) over-populated with models from every major car manufacturer in the world. However, Ford chose to purchase Jaguar because of the considerable brand equity in the name and because Ford management believed the brand gave the company an instant entry into the luxury car field.

Major Factors that Impact Market Attractiveness

- Market/ Category Size

- Market Growth
- Sales Cyclicality
- Sales seasonality
- Profit Level
- Profit Variability

Category Size

Category size (measured in both units and monetary value) is an important piece of data about any market. It is clearly an important determinant of the likelihood that a product will generate revenues to support a given investment. In general, larger markets are better than smaller ones. Besides having more market potential, large categories usually offer more opportunities for segmentation than small ones. Therefore, both large firms and entrepreneurial organizations might find large markets attractive

Market Growth

Market growth is a key market factor advocated by various planning models.

Not only is current growth important, but growth projections over the horizon of the plan are also critical. Fast-growing categories are almost universally desired due to their abilities to support high margins and sustain profits in future years. However, like large categories, fast-growing ones also attract competitors.

Example

For example, while Procter & Gamble developed the U.S. market for disposable diapers, the high growth rate supported the entry of other firms such as Johnson & Johnson and Kimberly Clark.

Product Life Cycle

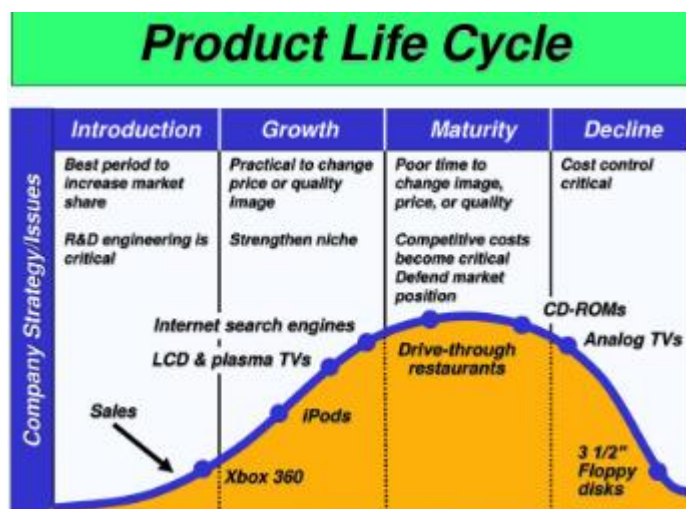


Fig. 4 Product Life Cycle

Introduction Stage

The introduction phase is the first time customers are introduced to the new product. A company must generally include a substantial investment in advertising and a marketing campaign focused on making consumers aware of the product and its benefits, especially if it is broadly unknown what the item will do.

During the introduction stage, there is often little-to-no competition for a product, as competitors may just be getting a first look at the new offering. However, companies still often experience negative financial results at this stage as sales tend to be lower, promotional pricing may be low to drive customer engagement, and the sales strategy is still being evaluated.

Growth Stage

If the product is successful, it then moves to the growth stage. This is characterized by growing demand, an increase in production, and expansion in its availability. The amount of time spent in

the introduction phase before a company's product experiences strong growth will vary from between industries and products.

During the growth phase, the product becomes more popular and recognizable. A company may still choose to invest heavily in advertising if the product faces heavy competition. However, marketing campaigns will likely be geared towards differentiating its product from others as opposed to introducing the goods to the market. A company may also refine its product by improving functionality based on customer feedback.

Financially, the growth period of the product life cycle results in increased sales and higher revenue. As competition begins to offer rival products, competition increases, potentially forcing the company to decrease prices and experience lower margins.

Maturity Stage

The maturity stage of the product life cycle is the most profitable stage, the time when the costs of producing and marketing decline. With the market saturated with the product, competition now higher than at other stages, and profit margin starting to shrink, some analysts refer to the maturity stage as when sales volume is "maxed out".

Depending on the good, a company may begin deciding how to innovate its product or introduce new ways to capture a larger market presence. This includes getting more feedback from customers, and researching their demographics and their needs.

During the maturity stage, competition is at the highest level. Rival companies have had enough time to introduce competing and improved products, and competition for customers is usually highest. Sales levels stabilize, and a company strives to have its product exist in this maturity stage for as long as possible.

Decline Stage

As the product takes on increased competition as other companies emulate its success, the product may lose market share and begin its decline. Product sales begin to drop due to market saturation and alternative products, and the company may choose to not pursue additional marketing efforts as customers may already have determined whether they are loyal to the company's products or not.

Should a product be entirely retired, the company will stop generating support for it and will entirely phase out marketing endeavors. Alternatively, the company may decide to revamp the product or introduce a next-generation, completely overhauled model. If the upgrade is substantial enough, the company may choose to re-enter the product life cycle by introducing the new version to the market.

The stage of a product's life cycle impacts the way in which it is marketed to consumers. A new product needs to be explained, while a mature product need to be differentiated from its competitors.

1.4 To Analyze the Process and Need of Environmental Analysis

Environment

An environmental analysis helps organizations identify internal and external elements that can either negatively or positively impact their business. By looking at factors, such as the economy and technology, businesses can anticipate potential opportunities and threats. Learning about how to conduct an environmental analysis can help you prepare an effective marketing strategy for your business.

Environmental Analysis

An environmental analysis, or environmental scanning, is a strategic tool you can use to find all internal and external elements that may affect an organization's performance. Internal components indicate the business's strengths and weaknesses, while the external components indicate the opportunities and threats outside the organization. An environment analysis considers trends and high-level factors, such as interest rates, and how they might change a company's business. These reviews can help companies assess market attractiveness and create better strategies for the future.

Purpose of Environmental Analysis

Environmental analysis help businesses identify potential influences that may provide either an opportunity or threat for them. This helps them prepare for changes in their environment. Some benefits of using an environmental analysis include:

- Forecasting the future
- Identifying threats and allowing them to develop a strategy for response
- Helping achieve business objectives
- Forming effective strategies and marketing programs for a business
- Improving organizational performance

Environmental Analysis Process



Identify Environmental Factors

To conduct an environmental analysis, start by selecting environmental factors to evaluate. This depends on your type of industry. For instance, if you work for a healthcare facility, you may want to consider legal factors, such as health and safety regulations. When selecting factors, choose ones that have the potential to impact how you do business.

Gather Information

Once you decide which factors to evaluate, collect information related to your selected environmental factors. Here you may observe your factors and do some research. There are two main types of information to collect: verbal and written information. Individuals obtain verbal information through hearing, such as listening to a radio broadcast, whereas they obtain written information by reading sources, such as a newspaper or magazine.

Evaluate Your Competitors

To determine if there are any threats from your competitors, you may want to collect information about them. You can do this using a technique called spying, where you collect information in a nontraditional way. Using the same scenario, you may spy on a nearby health facility to learn about their recent activities, such as a new branch opening.

Forecast the Impact

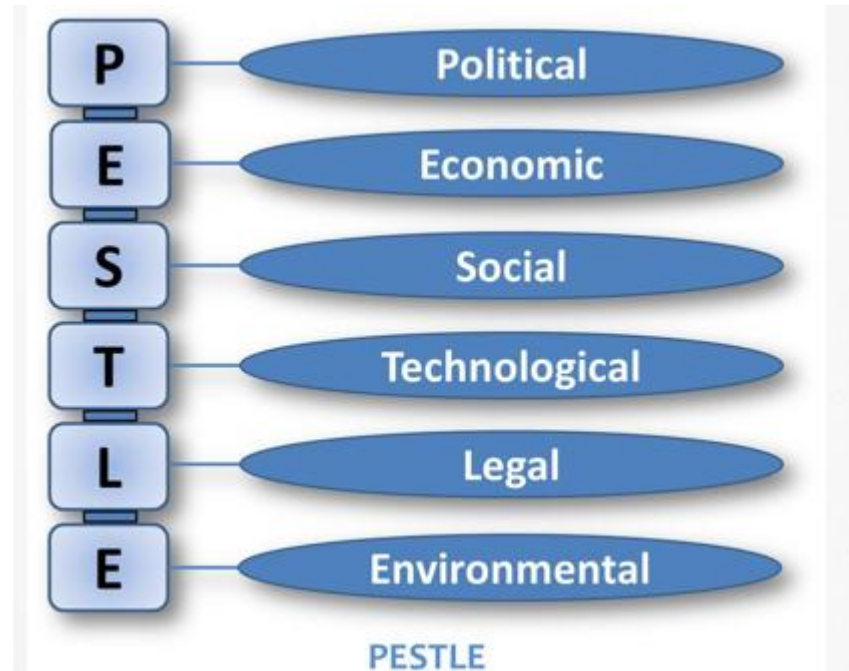
Forecasting allows you to predict how certain environmental factors may impact your business. This allows you to anticipate potential threats or opportunities. When forecasting, there are a variety of methods to use, such as brainstorming and surveying. Continuing with the same example, the health facility may forecast that the new branch opening at their competitor's facility may take away some of their patients.

Assess Your Strategies

Finally, assess your current and potential strategies to determine how the projected environmental changes may affect your organization. This helps you resolve potential challenges that may have resulted from the factors. For instance, the health facility may want to create a new strategy for how they plan to address the decrease in clients due to their competitor's new branch.

PESTLE Analysis

The PESTLE analysis, sometimes abbreviated to PEST, is a common method for conducting an environmental analysis. Organizations use this to look at factors that may impact the profitability of their business.



Political

Political factors examine the country's current political situation. This often involves evaluating to see if the government is stable or likely to change soon. Political factors to consider include:

- Tax laws
- Government policies
- Trade restrictions
- Corruption

Economical

When conducting an environmental analysis, businesses often look at economic factors, or the current state of the economy. This allows them to design strategies based on the direction the economy appears to be going. For instance, if the unemployment rates are low, a business may assume the economy is in a good condition and consider opening another branch.

Social

Social factors are the attitudes a country has that may impact business. For instance, in some cultures, individuals eat a diet based on their religion. This may affect the sales of certain foods in that area. Some examples of social factors include:

- Family structure
- Gender roles
- Distribution of wealth

- Education levels

Technological

Technological factors include advancements and innovations that may change how a company conducts business. For some businesses, this may positively impact their processes by utilizing automation to speed up creation.

Legal

Legal factors look at legislative changes that may impact the environment of a business. When regulatory bodies set new regulations for a particular industry, such as healthcare, it may impact that industry.

Some legal factors to be aware of include:

- Health and safety regulations
- Patent infringements
- Product regulations
- Employment laws

Environmental

Environmental factors look at how the geographical location may affect a business. Certain conditions in a given area may impact trade.

Environmental factors to consider in your review are:

- Weather conditions
- Waste disposal laws
- Energy consumption regulations
- Environmental policies

Summary

Product managers are responsible for guiding the strategy, development, and launch of new products or enhancements to existing products. Product managers conduct market research to identify customer needs, market trends, and competitive landscape. They analyze data and gather insights to inform product strategy and decision-making. Product managers develop a clear product vision and strategy aligned with the company's goals and customer needs. They define the product roadmap and prioritize features and enhancements based on market demands and business objectives.

Product managers collaborate with cross-functional teams, including engineering, design, marketing, and sales, to ensure successful product development and launch. They facilitate communication and alignment among different teams to drive product success. Product managers oversee the product development process, working closely with engineering and design teams. They provide guidance, prioritize tasks, and make trade-off decisions to deliver high-quality products on time.

Product management requires a combination of business acumen, strategic thinking, technical understanding, and excellent communication and leadership skills. Successful product managers are customer-focused, empathetic, and able to balance competing priorities to deliver value to both the business and the customers. Overall, product management requires a combination of strategic thinking, analytical skills, leadership abilities, and effective communication. Successful product managers are customer-focused, adaptable, and able to balance the needs of various stakeholders while driving the product's success.

Keywords

Product management, Product line, competitive set, competitor analysis, category attractiveness, environmental analysis

Self Assessment

1. What is the primary goal of product management?
 - A. Maximizing profits
 - B. Increasing market share
 - C. Delivering customer value
 - D. Minimizing costs

2. What is the purpose of conducting market research in product management?
 - A. Identifying competitors
 - B. Setting pricing strategies
 - C. Understanding customer needs
 - D. Developing marketing campaigns

3. Which of the following is not the responsibility of a product manager?
 - A. Conducting Market Research
 - B. Defining Product Strategy
 - C. Managing Financial resources
 - D. Designing User Interfaces

4. What does MVP stand for in product management?
 - A. Most Valuable Product
 - B. Minimum Viable Product
 - C. Market Value Proposition
 - D. Most Valued Player

5. What is the role of a product manager in the product development process?
 - A. Creating marketing materials
 - B. Managing project timelines
 - C. Guiding the overall product strategy
 - D. Conducting quality control testing

6. What is the purpose of A/B testing in product management?
 - A. Identifying user preferences
 - B. Testing pricing strategies
 - C. Assessing competitor performance
 - D. Tracking marketing campaign success

7. What is the importance of user feedback in product management?
 - A. Identifying market trends
 - B. Evaluating competitor products
 - C. Guiding product decisions
 - D. Determining pricing strategies

8. What is a product backlog?

- A. A list of customer testimonials
 - B. A document outlining competitor analysis
 - C. A prioritized list of product features
 - D. A financial plan for product development
9. What is the purpose of competitive analysis in product management?
- A. Identifying target markets
 - B. Setting sales targets
 - C. Analyzing market trends
 - D. Understanding competitor products
10. What is the role of pricing in product management?
- A. Maximizing market share
 - B. Determining target audience
 - C. Setting financial goals
 - D. Impacting profitability and perception
11. What is the concept of "product-market fit"?
- A. Aligning product features with customer needs
 - B. Identifying target markets for a product
 - C. Analyzing market demand for a product
 - D. Maximizing revenue generation from a product
12. What is the purpose of a go-to-market (GTM) strategy?
- A. Identifying pricing strategies
 - B. Developing product features
 - C. Determining target demographics
 - D. Planning product launch and promotion
13. Which of the following is NOT a key responsibility of a product manager?
- A. Conducting market research and competitive analysis
 - B. Defining the product vision and strategy
 - C. Managing the company's financial statements
 - D. Collaborating with cross-functional teams
14. What is the primary goal of a minimum viable product ?
- A. To release a fully developed product to the market
 - B. To gather user feedback and validate assumptions
 - C. To generate immediate revenue for the company
 - D. To eliminate the need for future product iterations
15. Which product management framework focuses on delivering value in short, iterative cycles?
- A. Waterfall methodology
 - B. Agile methodology
 - C. Lean startup methodology

D. Six Sigma methodology

Answers for Self Assessment

- | | | | | |
|-------|-------|-------|-------|-------|
| 1. C | 2. C | 3. D | 4. B | 5. C |
| 6. A | 7. C | 8. C | 9. D | 10. D |
| 11. A | 12. D | 13. C | 14. B | 15. B |

Review Questions

1. How do you prioritize features or enhancements when developing a new product or updating an existing one?
2. Can you describe a situation where you had to make a tough trade-off between launching a product quickly and ensuring its quality? How did you handle it?
3. What strategies do you use to gather and incorporate customer feedback into the product development process?
4. How do you approach defining and measuring the success of a product? What metrics do you consider and why?
5. Can you discuss a challenging situation where you had to navigate conflicting stakeholder interests in the product development process? How did you address the situation and ensure a positive outcome for the product?



Further Readings

1. "The Lean Startup: How Today's Entrepreneurs Use Continuous Innovation to Create Radically Successful Businesses" by Eric Ries: This book introduces the concept of the Lean Startup methodology, which focuses on creating products through iterative experimentation, validated learning, and a build-measure-learn feedback loop.
2. "Inspired: How to Create Tech Products Customers Love" by Marty Cagan: Marty Cagan, a veteran product executive, shares insights on how to build successful, customer-centric technology products. The book covers topics such as product strategy, user experience, and effective team collaboration.
3. "Product Leadership: How Top Product Managers Launch Awesome Products and Build Successful Teams" by Richard Banfield, Martin Eriksson, and Nate Walkingshaw: This book provides guidance on the key aspects of product leadership, including vision, strategy, and execution. It also delves into team-building and fostering a culture of innovation.
4. "Hooked: How to Build Habit-Forming Products" by Nir Eyal: In this book, Nir Eyal explains the psychology behind building habit-forming products and provides a framework called the Hook Model. It explores how to create products that can engage users and build lasting habits.
5. "Cracking the PM Interview: How to Land a Product Manager Job in Technology" by Gayle Laakmann McDowell and Jackie Bavaro: This book is a practical guide for aspiring product managers. It offers advice on preparing for and excelling in product management interviews, covering topics such as behavioral questions, estimation questions, and product design questions.

**Web Links**

1. Product Management Insider (<https://www.productmanagementinsider.com/>): This website offers articles, resources, and interviews with industry experts to help you learn about various aspects of product management.
2. Product School Blog (<https://www.productschool.com/blog/>): Product School is a popular platform for product management training, and their blog provides valuable insights, best practices, and industry trends related to product management.
3. Mind the Product (<https://www.mindtheproduct.com/>): Mind the Product is a global community for product managers, and their website features articles, podcasts, and resources covering a wide range of topics in product management.
4. Silicon Valley Product Group (<https://svpg.com/articles/>): Silicon Valley Product Group (SVPG) is a consulting firm focused on product management and product strategy. Their website offers a collection of insightful articles written by their experienced consultants.
5. Product Plan Blog (<https://www.productplan.com/blog/>): Product Plan is a product roadmap software, and their blog provides useful articles, templates, and resources on product management, including strategy, road mapping, and prioritization.

These websites should provide you with a wealth of knowledge and resources to study and enhance your understanding of product management.

Unit 02: Product Strategy

CONTENTS

Objectives

Introduction

2.1 Developing Product Strategies

2.2 Product Modification

2.3 Types of Product Modification

2.4 Step of Product Modification

2.5 Line extension

2.6 Elements of Product Strategy

2.7 Product Strategy Over the Life Cycle

Summary

Keywords

Self Assessment

Answers for Self Assessment

Review Questions

Further Readings

Objectives

- Developing product strategies
- Product modification
- Line extension
- Elements of product strategy
- Product strategy over the life cycle

Introduction

Product development is both an exciting and difficult endeavor. From initial ideation to research and prototyping, no two product launches are the same. However, there's a general process that can help you get started with the product development process. The product development process describes the six steps needed to take a product from initial concept to final market launch. This includes identifying a market need, researching the competition, ideating a solution, developing a product roadmap, and building a minimum viable product (MVP).

Product development describes the entire process of bringing a product to the market. The process can include identifying a product concept, seeking market feedback about the idea, creating a prototype, preparing marketing and sales campaigns, building the product and releasing it to customers, and making adjustments based on market feedback.

2.1 Developing Product Strategies

The product management team plays a crucial role in product development – acting as the strategic directors of the process. But although we use the two terms often interchangeably, product development is not synonymous with product management. Product development is a much

broader process that involves the coordinated effort of many teams across a company, including:

Product Management

To achieve market success with its product, an organization must first map out a methodology. It should be a step-by-step plan that will allow the team to move the product forward at each stage along its journey from concept to market launch. We call this predefined process and sequence of events the product development strategy.

It helps align the cross-functional team around the big-picture goals and priorities from the start. This will help the team make better-informed tactical decisions throughout the development process when challenges and questions arise – which they always do during product development.

It provides the team with feedback and guidance for every step of the product's development journey. Imagine that during the market-validation stage of its new concept, the product team finds lower-than-expected levels of interest from its user personas.

If the team is operating from a predefined product development strategy they will be in a better position to know whether to proceed with their original plan or to pivot and prioritize other functionality first.

It enables more efficient development. When a company has a clearly defined product development strategy, there will be a better sense of how to allocate resources and estimate timeframes throughout the development cycle. In an agile development organization, this will also help clarify which task-level initiatives take priority at any given time, and which ones to include in an upcoming sprint.

Product development

Product development describes the process of building a product, where product management is the overseeing of that work. It's a slight difference, but an important distinction. A product manager, who often oversees a team that is in the product development process, will lead product management.

Stages of Product Development

The six stages of product development Not only does the product development process help simplify a launch, but it also encourages cross-team collaboration with teamwork and communication at the forefront of the process. Let's dive into the product life cycle and define the six product phases. All of which can help you successfully launch your next product.

The six stages of product development

1. Idea generation (Ideation)
2. Product definition
3. Prototyping
4. Initial design
5. Validation and testing
6. Commercialization

Idea generation (Ideation)

The initial stage of the product development process begins by generating new product ideas. This is the product innovation stage, where you brainstorm product concepts based on customer needs, concept testing, and market research. It's a good idea to consider the following factors when initiating a new product concept:

Target market: Your target market is the consumer profile you're building your product for. These are your potential customers. This is important to identify in the beginning so you can build your product concept around your target market from the start.

- **Existing products:** When you have a new product concept, it's a good idea to evaluate your existing product portfolio. Are there existing products that solve a similar problem? Or does a competitor offer a product that doesn't allow for market share? And if yes, is your new concept different enough to be viable? Answering these questions can ensure the success of your new concept.

- **Functionality:** While you don't need a detailed report of the product functionality just yet, you should have a general idea of what functions it will serve. Consider the look and feel of your product and why someone would be interested in purchasing it.
- **SWOT analysis:** Analyzing your product strengths, weaknesses, opportunities, and threats early in the process can help you build the best version of your new concept. This will ensure your product is different from competitors and solves a market gap.
- **SCAMPER method:** To refine your idea, use brainstorming methods like SCAMPER, which involves substituting, combining, adapting, modifying, putting to another use, eliminating, or rearranging your product concept.

Product definition

Once you've completed the business case and discussed your target market and product functionality, it's time to define the product. This is also referred to as scoping or concept development, and focuses on refining the product strategy.

A business analysis consists of mapping out distribution strategy, ecommerce strategy, and a more in-depth competitor analysis. The purpose of this step is to begin building a clearly defined product roadmap. The value proposition is what problem the product is solving. Consider how it differs from other products in the market. This value can be useful for market research and for developing your marketing strategy.

It's essential to clarify success metrics early so you can evaluate and measure success once the product is launched. Are there key metrics you want to look out for? These could be basic KPIs like average order value, or something more specific like custom set goals relevant to your organization. Once you've identified your value proposition and success metrics, begin brainstorming a marketing strategy that fits your needs. Consider which channels you want to promote your product on—such as social media or a blog post. While this strategy may need to be revised depending on the finished product, it's a good idea to think about this when defining your product to begin planning ahead of time.

Prototyping

During the prototyping stage, your team will intensively research and document the product by creating a more detailed business plan and constructing the product. These early-stage prototypes might be as simple as a drawing or a more complex computer render of the initial design. These prototypes help you identify areas of risk before you create the product.

The next step in the process is to evaluate your product strategy based on feasibility. Determine if the workload and estimated timeline are possible to achieve. If not, adjust your dates accordingly and request help **from additional stakeholders**. It's important to analyze any potential risks associated with the production of your product before it's physically created. This will prevent the product launch from being derailed later on. It will also ensure you communicate risks to the team by documenting them in a risk register.

Now you can begin working through your development plan. In other words, know how you'll be assigning tasks and the timeline of these tasks. One way you can plan tasks and estimate timeline is by **using the critical path method**. The final outcome of the prototyping stage is a minimum viable product. Think of your MVP as a product that has the features necessary to go to launch with and nothing above what's necessary for it to function. For example, an MVP bike would include a frame, wheels, and a seat, but wouldn't contain a basket or bell. Creating an MVP can help your team execute the product launch quicker than building all the desired features, which can drag launch timelines out. Desired features can be added down the road when bandwidth is available.

Initial design

During the initial design phase, project stakeholders work together to produce a mockup of the product based on the MVP prototype. The design should be created with the target audience in mind and complement the key functions of your product. A successful product design may take several iterations to get just right, and may involve communicating with distributors in order to source necessary materials.

Sourcing materials plays an important role in designing the initial mockup. This may entail working with various vendors and ordering materials or creating your own. Since materials can come from various places, you should document material use in a shared space to reference later if needed. It's important to keep tight communication during the design phase to verify your initial design is on the right track. Share weekly or daily progress reports to share updates and get approvals as needed.

When the design is complete, ask senior management and project stakeholders for initial feedback. You can then revise the product design as needed until the final design is ready to be developed and implemented. Once the design is approved and ready to be handed off, move onto the validation phase for final testing before launching the product.

Validation and Testing

Validation and testing are crucial stages in the product development process. These stages help ensure that the product meets the intended requirements, functions properly, and satisfies user needs. Let's take a closer look at validation and testing and their significance in product development:

Validation involves evaluating the product at various stages to confirm that it meets the specified requirements and fulfills the user's expectations. The primary goal of validation is to determine whether the product is being developed correctly and aligns with the intended purpose. This stage typically involves the following activities:

- a. Requirement Validation: Ensuring that the product requirements are clearly defined, consistent, and achievable.
- b. Design Validation: Reviewing the product design to verify that it meets the specified requirements and can be successfully implemented.
- c. User Validation: Involving users or target audience to provide feedback on the product's functionality, usability, and overall experience.

Validation helps identify and address any gaps or shortcomings in the product early on, reducing the risk of costly modifications or rework later in the development cycle.

Testing:

Testing focuses on verifying and validating the product's functionality, performance, and reliability. It is an iterative process performed at different stages of development, from individual components to the integrated system. Testing ensures that the product functions as intended and meets quality standards. The key testing activities include:

- a. Unit Testing: Testing individual components or modules to verify their functionality and identify any defects.
- b. Integration Testing: Testing the interaction between different components or modules to ensure proper communication and functionality.
- c. System Testing: Testing the integrated system as a whole to evaluate its compliance with requirements and desired behavior.
- d. User Acceptance Testing (UAT): Engaging end-users to perform testing in a real or simulated environment to validate the product against their needs and expectations.

Testing provides valuable insights into the product's performance, identifies defects, and allows for necessary adjustments and improvements before releasing the product to the market. Both validation and testing contribute to the overall quality and success of the product. By performing thorough validation and testing, developers can increase the chances of delivering a reliable, functional, and user-friendly product that meets customer requirements and expectations.

Commercialization

The commercialization stage of product development refers to the phase in which a product is prepared for launch and introduced into the market. It involves activities such as production, marketing, sales, and distribution to make the product available to customers. During the

commercialization stage, the focus shifts from product design and development to scaling up production and creating awareness among potential customers. Here are some key aspects involved in the commercialization stage:

Manufacturing: Setting up or ramping up production facilities to meet the anticipated demand for the product. This may include sourcing raw materials, establishing quality control processes, and ensuring efficient manufacturing operations.

Marketing and Sales: Developing a marketing strategy to promote the product, identify target markets, and create messaging that communicates the value proposition to potential customers. This involves branding, advertising, public relations, and sales activities to generate interest and drive sales.

Pricing and Distribution: Determining the optimal pricing strategy based on factors such as production costs, market demand, competition, and perceived value. Additionally, establishing distribution channels to ensure the product reaches customers efficiently, whether through direct sales, retailers, wholesalers, or e-commerce platforms.

Launch and Promotion: Planning and executing a launch event or campaign to generate excitement and awareness around the product. This may involve media coverage, product demonstrations, giveaways, or promotional offers to attract initial customers and build momentum.

Customer Support: Establishing customer support mechanisms to handle inquiries, feedback, and potential issues that may arise after the product launch. Providing excellent customer service is crucial for building customer satisfaction, loyalty, and positive word-of-mouth.

Monitoring and Iteration: Continuously monitoring the market response, gathering customer feedback, and evaluating sales performance to identify areas for improvement. This feedback loop helps inform future product iterations, updates, or expansion plans.

The duration and specific activities during the commercialization stage can vary depending on the nature of the product, target market, and overall business strategy. Successful commercialization requires careful planning, coordination, and effective execution across various departments within the organization.

2.2 Product Modification

Product modification is an important product strategy which refers to the value adding modifications to already existing products, mostly in mature markets. Referring to the product life cycle, the accurate moment to make modifications in already existing product is in the stage called "maturity". This strategy may be only an element in more complex strategies called Production management or Lean product development.

The key marketing information to implement this strategy into an organization are those about customers such as: preferences, buying habits&lifestyle habits. Without these three important elements, product modification may be difficult to arrange because customer's needs are not known. There is also one specific way of product modification which is made to encourage people do something.

Product modification can be done through several methods, including: Adding features: Adding features to a product, such as more storage or a more powerful processor, can improve the product's performance and value. Removing features from a product can reduce its cost and make it more suitable for certain use cases. Replacing components such as motors, batteries, or displays can improve the product's durability and usability. Refining the design of a product can make it easier to use and more aesthetically pleasing.

Product modification is an important part of product development and can involve several methods. For example, modifying a laptop by adding more RAM and a faster processor, removing certain features to reduce cost, replacing the battery for improved longevity, and refining the laptop's design to make it more aesthetically pleasing, can all be done through product modification. This type of modification can increase customer satisfaction, reduce costs, and improve the product's performance.

Product modification can have a variety of benefits, such as increasing customer satisfaction, reducing costs, and improving the product's performance. It is an important part of product

development and should be done with care to ensure the best results. Product modification is enhancing existing products by making essential modifications to their qualities. Be it nature, size, packaging, and color, among other things, to respond effectively to changes in market demand. Product modification aims to retain current demand, attract new customers, and efficiently contend with competitors. Bear in mind you need to use the right product management tools here.

It helps boost the company's revenue, which leads to an increase in its overall sustainability. The following famous authors have described the term product modification. "A product modification is any deliberate altering of a product's physical features or packaging," says Philip Kotler.

2.3 Types of Product Modification

1. Quality Modification
2. Functional Modification
3. Style Modification

1. Quality Modification

These enhancements to a product's dependability and durability get usually implemented by changes to the materials or manufacturing process. Reducing the quality of a product may allow a company to cut the price and promote it to a bigger audience. Due to the increased quality, a company's product quality may offer it an advantage over competing brands. And allow it to charge a higher price.

2. Functional Modification

Adjustments to a product's adaptability, efficacy, convenience, or safety refer to as functional modifications. They almost always necessitate a product overhaul. Modifications to a product's functionality might make it more beneficial to a broader audience, expanding the product's market. This adjustment can put a product in a better competitive position. By delivering benefits that competing products don't have. Functional changes can also assist a company in achieving and maintaining a progressive image.

3. Style Modification

Style changes alter a product's sensory appeal by modifying its taste, texture, sound, smell, or visual qualities. Because how a product looks, smells, tastes, feels, or sounds influences a buyer's choice to buy, a style change could significantly impact sales. A company can separate its product from other brands and possibly earn a significant market share for this one-of-a-kind product by modifying its appearance. The main disadvantage of using style adjustments is that their worth gets decided on a case-by-case basis. Customers may perceive the updated products as less appealing, even if a company modifies a product to improve its aesthetic.

Product modification comes in many forms, including: Customization: Customization involves changing the product to meet the specific needs of a customer. This can include adding features, removing features, or changing the design. In other classification, two types of modifications can be considered from the perspective of marketing information: Retention type is focused on loyal customers of the firm and the main goal is to increase the product's attractiveness for them; Conquest type is focused on loyal customers of the competitors firms and this modification allows increasing the product's attractiveness for them.

2.4 Step of Product Modification

The process of product modification involves several steps, including:

Defining the scope of modification:

The scope of modification should be defined to ensure that the desired results are achieved.

Analyzing the current product:

The current product should be analyzed to identify areas of improvement.

Designing the modifications:

The modifications should be designed to meet the desired requirements.

Testing the modifications:

The modifications should be tested to ensure that they meet the desired performance and quality requirements.

Implementing the modifications:

The modifications should be implemented to ensure that they are integrated into the product properly.

Advantages of Product Modification

Increased customer satisfaction: Modifying a product to meet customer needs can increase customer satisfaction, leading to more sales and loyalty.

Reduced costs: Modifying a product to use cheaper components or simpler designs can reduce costs, making it more competitive in the market.

Improved performance: Modifying a product to use more powerful components or a better design can improve its performance and make it more attractive to customers.

Limitations of Product Modification

Product modification can be a powerful tool, but there are also some limitations that should be considered before embarking on the process. These include:

Compatibility issues: Modifying a product may create compatibility issues with existing components or systems.

Time and cost: Modifying a product can be time-consuming and expensive.

Risk of failure: Modifying a product carries a risk of failure, which can lead to customer dissatisfaction, reduced sales, and increased costs.

2.5 Line extension

Both large and small brands use product line extensions to reach a greater audience and increase revenue. This guide will walk you through examples and tips on creating an extension strategy, so you too can extend your brand's product line. Line extension refers to the process of expanding an existing product line. This is when a company with an established brand introduces additional items in a product category. The company uses the value of the existing product to market and introduce new choices to consumers. The goal of line extension is to satisfy a refined customer segment in the market.

Types of product line extensions:

There are two types of product line extensions:

Horizontal extensions involve maintaining the same price and quality of a product but changing factors like color or adding ingredients to differentiate the products.

Vertical extensions involve increasing or decreasing the quality and price of a product to create a lesser quality or luxury product.

Advantages of Line Extensions

Product line extension is a part of every company's marketing strategy. It's a low-risk way to meet the needs of various customer segments and can be used as a competitive weapon to increase a brand's control over the market

1. It Improves Brand Perception in a Low-risk Way: Line extensions are relatively low risk compared to entering a new product category. You already have a successful brand, so any related products you release will likely be welcomed by customer segments. Shoppers may already know your brand, but are waiting for the right products to come their way.

The latest findings from NIM Marketing Intelligence Review found that high-quality line extensions improve overall brand perceptions far more than lower quality extensions harm them.

Even if a lower-quality product extension reduced the perception of a brand, there were hardly any long-term effects. The negative quality associations were overlooked because of the brand's perceived innovation and positive variety effects.

2. It Gives Customers More Options: Perhaps the most obvious advantage to line extensions is that it gives customers more choices. The traditional view of choice is that it is a bad thing and that

having more choices can lead to decision fatigue. But that's not always the case – you just need to find the balance. Customers now expect to have multiple options available to them when shopping. In the TED Talk on the “paradox of choice,” Barry Schwartz describes how people who are given a basic set of options often make decisions faster versus an expansive set of choices.

The consumers with limited options usually end up more satisfied with their decisions versus those who have endless options. Line extensions can be beneficial for a brand, but you don't want to offer too many options. Make sure the extensions you plan to create are based on audience research and trend and align with what people actually want.

3. It Increases Profits:Line extensions are a quick and low-cost way to spike sales in the short term. A company with an established production process and capacity to produce new products means lower upfront investment. Companies often expand product lines to increase demand for products and mitigate competitive threats. In many markets, the development of product-line extensions is a competitive reality. As product categories evolve, a company must continuously adapt its product lines.

Extending a product line is likely to raise sales, demand, and market share. Because extensions increase the number of products available to the market, they keep people interested and can help avoid losing customer base,



Example

What do you immediately know the brand Jack Daniel's for? If you answered whiskey, you are correct. But Jack Daniel's also sells other products in the food and beverage sector, including barbecue sauce, praline pecans, and even coffee. Jack Daniel's using its brand recognition to sell products outside the alcohol sector is an example of brand extension. When done correctly, products under a brand extension initiative may be more easily accepted because of the popularity of existing ones. An example of line extensions for Jack Daniel's would be creating a new flavor of whiskey. As you can see in the photo below, Jack Daniel's offers a few different flavors of its core product. The original version is Jack Daniel's Old No. 7. The variants are every other type of whiskey developed, including Tennessee Apple, Gentleman Jack, Winter Jack, and even Can Cocktails.

Overall, a brand extension involves expanding the company into new product categories where it's less known. A line extension is when the brand creates a variation of an existing product to target new customer segments. After identifying a market need for dark spot treatment, it did a horizontal extension to expand its product line into that category

Coca-Cola

During its 130+ years in business, Coca-Cola has launched its fair share of product line extensions. If you look on any grocery shelf, you'll notice a few different flavors and styles of Coca-Cola, such as Coca-Cola Life, Coca-Cola Zero Sugar, Coca-Cola Vanilla, and so on. The most well-known example of a line extension was Coca-Cola's release of Diet Coke in 1982. It was used to target the growing weight- and calorie-conscious market. Diet Coke still exists today. It's since expanded the product by introducing new flavors such as Ginger Lime and Feisty Cherry to appeal to millennial consumers. Coca-Cola's products are similar, but different in that they go after different audiences. This gives the global brand a chance to take up more market share and grow sales for the corporation.

2.6 Elements of Product Strategy

Product strategy can be thought of as the “vision” behind a product. It's the planned steps and strategies to get your product into the maximum number of hands. But those steps and strategies encompass many moving parts and disparate resources, which we'll look at in the next section. How the product will look and feel, how it will be marketed, where it will be sold, how it will integrate with your existing line of products, who the target market is for the product. All of this and more is considered and mapped out as part of any good product strategy. This is a crucial part of product development and product management

With a clear product strategy, we're able to Decide on next steps for developing the product at any stage. Prepare for taking on your competitors and surviving in changing markets. Identify the target market and an ideal marketing strategy. Form the full vision for the product and complete its development much faster.

Key Components of Product Strategy

Product strategy is a combination of many components that when combined, create a total plan ready for execution.

Components of product strategy:

1. Customers
2. Competitors
3. Business
4. Macro Environment

1. Customers

Who is target customer? It's going to be a grueling uphill battle moving product out of the warehouse and into the hands and homes of customers if we don't know who they are, what they want, and why they need our product. The foundation of product strategy is your customers. Your products are designed to satisfy them, after all. And without them, your product is useless. Spare no details when defining who your customers are. Gathering all these insights into a single customer profile allows us to create a rich portrait of who we're selling to.

We should perform this exercise for every product we choose. Many businesses have multiple customer profiles. Of course, one customer profile can match a variety of other products. But for each product, make sure your customer profile is updated to include any new or relevant information you should include for the particular product being developed.

2. Competitors

Now that you know who you're selling to, you need to look at the competitors selling to the same target customers. Most likely, you have companies directly competing against you in the market. Like Coke and Pepsi. You may even have some indirect competitors who do something similar to you, but they don't quite offer the same product. Like Airbnb and Hilton.

Either way, you'll want to identify these companies and analyze them to understand their strengths and weaknesses (as best you can) and as many other aspects of their product strategy you can uncover. Look at their marketing, packaging, customer service, sales, current market share, product positioning, and any other relevant factors threatening your bottom line. The more you know about your competition and document this knowledge in your product strategy, the easier it will be to differentiate from them and stand out in a crowded market.

3. Business

Company's shareholders expect you to make money and provide a return on investment. The higher the better. Your product strategy has to account for the product you're developing will achieve this fundamental business goal. This may include competitive pricing strategies, special offers like discounts, or a major sale (which can be particularly helpful at launch).

4. Macro Environment

The macro environment is the current state of technology, culture, economics, politics, and your particular industry. It's all the giant forces that affect the buying habits of your customers and the selling possibilities of you and your competitors. For example, the mobile app market began exploding after the release of the iPhone in 2007. If you were considering creating an app as your next product, you would see this as an emerging market to take advantage of.

Or similarly, you would see this emerging technology from Apple and decide to emulate it and create your own "smart"-phone. These exciting opportunities need to be weighed against other factors that may impact consumer buying habits. The '08-'09 financial crisis wiped out the fortunes of millions of people, decimating their desire to spend any more money than they need to. In that type of economic environment, selling new real estate insurance options may be a bad idea. When developing product strategy, take a survey of the current climate and trends in society that may negatively (or positively) impact the launch and life cycle of new product.

How to Create a Product Development Strategy

Each product development strategy is unique to your business, **industry niche, and customers.**

Following are common ways to create a working product strategy.

1. **Gather Insights from Target Market**
2. **Determine** Product's Goals
3. **Review** Product Strategy **before** Execution

1. Gather Insights from Target Market

Think Why too many product managers choose to develop a product strategy using the insights from their internal team alone. They'll bring in departments like sales and marketing.

They'll talk to executives and other stakeholders.They'll brainstorm and create a product strategy just from introspection.

2. Determine Product's Goal

Developing goals for product is critical .One of the goals is obviously to make money. But that's a given. A more robust goal in this category would be to triple revenue year-over-year. And like all goals, you should be able to measure it. If your revenue is currently \$10 million a year then the metric you could use to measure your goal is hitting \$30 million in new revenue.

Examples: But financial goals are far from the only ones we should have. Perhaps we want our app to be #1 in its category. Or our garage door opener to capture more market share.Or maybe we realized through customer feedback that the people who bought our cat food would gladly buy branded food and water bowls. Now the new product supports existing products. Establishing our goals in product strategy will guide the development of the product to the most functional end.

3. Review Product Strategy before Execution

As we make progress on our product strategy, we'll feel the plan being molded into a final, usable form .The strategy will feel firm. It's at the end point when everything looks completely cemented and fixed that we should take to step back and reevaluate your vision for the product. Does everything still make sense? Do your product goals match the roadmap? Do your product features match user feedback? Does your marketing and sales strategy align with current market conditions?

2.7 Product Strategy Over the Life Cycle

The product life cycle is the succession of stages that a product goes through during its existence, starting from development and ultimately ending in decline. Business owners and marketers use the product life cycle to make important decisions and strategies on advertising budgets, product prices, and packaging.

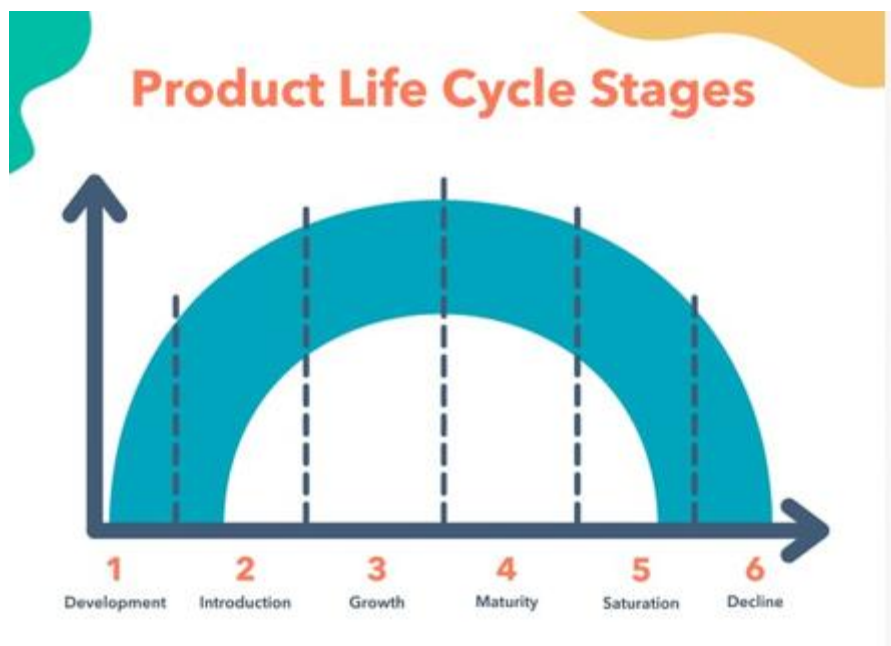


Fig. 1 Product life cycle

Product Life Cycle Stages

As marketers, it's important to understand how your tactics and strategies change depending on the stage your product is in.

Stages are:

1. Development
2. Introduction
3. Growth
4. Maturity
5. Saturation
6. Decline

1. Development

The development stage of the Product Life Cycle is the research phase before a product is introduced to the marketplace. This is when companies bring in investors, develop prototypes, test product effectiveness, and strategize their launch. In this stage, companies typically spend a lot of money without bringing in any revenue because the product isn't being sold yet. This phase can last for a long time, depending on the complexity of the product, how new it is, and the competition. For a completely new product, the development stage is particularly difficult because the first pioneer of a product isn't always as successful as later iterations. While marketing typically begins in the introduction stage, we can begin to build "buzz" around our product by securing the endorsement of established voices in the industry.

2. Introduction

The introduction stage happens when a product is launched in the marketplace. This is when marketing teams begin building product awareness and targeting potential customers. Typically, when a product is introduced, sales are low and demand builds slowly.

Introduction Stage Marketing Strategy: This is where the fun begins. Now that the product is launched, you can actually promote it using inbound marketing and content marketing. Education is vital in this stage. If your marketing strategies are successful, the product goes into the next stage

growth.

3. Growth

During the growth stage, consumers have accepted the product in the market and customers are beginning to truly buy in. That means demand and profits are growing, hopefully at a steadily rapid pace. The growth stage is when the market for the product is expanding and competition begins developing. Potential competitors will see your success and will want in.

Growth Stage Marketing Strategy: During this phase, marketing campaigns often shift from getting customers' buy-in to establishing a brand presence so consumers choose them over developing competitors. Additionally, as companies grow, they'll begin to open new distribution channels and add more features and support services.

4. Maturity

The maturity stage is when the sales begin to level off from the rapid growth period. At this point, companies begin to reduce their prices so they can stay competitive amongst the growing competition. This is the phase where a company begins to become more efficient and learns from the mistakes made in the introduction and growth stages. Marketing campaigns are typically focused on differentiation rather than awareness. This means that product features might be enhanced, prices might be lowered, and **distribution becomes more intensive**. During the maturity stage, products begin to enter the most profitable stage. The cost of production declines while the sales are increasing.

Maturity Stage Marketing Strategy: When our product has become a mature offering, we may feel like we're "sailing by" because sales are steady and the product has been established. But this is where it's critical to establish you as a leader and differentiate our brand. Continuously improve upon the product as adoption grows, and let consumers know marketing strategy that the product they love is better than it was before.

5. Saturation

During the product saturation stage, competitors have begun to take a portion of the market and products will experience neither growth nor decline in sales. Typically, this is the point when most consumers are using a product, but there are many competing companies. At this point, we want our product to become the brand preference so you don't enter the decline stage.

Saturation Stage Marketing Strategy: When the market has become saturated, we'll need to focus on differentiation in features, brand awareness, price, and customer service. Competition is highest at this stage, so it's critical to leave no doubt regarding the superiority of our product.

6. Decline

Unfortunately, if our product doesn't become the preferred brand in a marketplace, we'll typically experience a decline. Sales will decrease during the heightened competition, which is hard to overcome. Additionally, new trends emerge as time goes on, just like the CD example. If a company is at this stage, it'll discontinue its product, sell the company, or innovate and iterate on its product in some way.

Decline Stage Marketing Strategy: While companies would want to avoid the decline stage, sometimes there's no helping it – especially if the entire market reached a decline. To extend the product life cycle, successful companies can also implement new advertising strategies, reduce prices, add new features to increase their value proposition, explore new markets, or adjust brand packaging.

Summary

The product life cycle is important because it informs an organization's management and decision-makers how well a product is performing and what strategic actions it will take to succeed. This helps companies allocate resources like staff, budgets, shows which products should be prioritized, and where the company should innovate next.

Keywords

- Product strategy
- Product development
- Prototyping
- Commercialization
- Product Modification
- Line extension.

Self Assessment

1 : What is the primary goal of product strategy?

- A. Increase market share
- B. Maximize revenue
- C. Reduce costs
- D. Enhance customer satisfaction

2 : Which of the following is NOT a component of a product strategy?

- A. Pricing strategy
- B. Distribution strategy
- C. Promotion strategy
- D. Financial strategy

3: Which product strategy focuses on selling existing products to new markets?

- A. Market penetration
- B. Market development
- C. Product development
- D. Diversification

4 : Which product strategy involves creating new products for existing markets?

- A. Market penetration
- B. Market development
- C. Product development
- D. Diversification

5: Which product strategy involves introducing existing products at lower prices to capture a larger market share?

- A. Market penetration
- B. Market development

- C. Product development
- D. Diversification

6: Which product strategy involves entering new markets with new products?

- A. Market penetration
- B. Market development
- C. Product development
- D. Diversification

7: Which of the following is an example of a product positioning strategy?

- A. Differentiating the product based on features
- B. Setting a lower price than competitors
- C. Increasing the product's distribution channels
- D. Conducting market research

8: Which stage of the product life cycle focuses on increasing market share and profitability?

- A. Introduction
- B. Growth
- C. Maturity
- D. Decline

9: Which stage of the product life cycle is characterized by decreasing sales and profits?

- A. Introduction
- B. Growth
- C. Maturity
- D. Decline

10: Which pricing strategy involves setting a high price to convey a sense of exclusivity and luxury?

- A. Penetration pricing
- B. Skimming pricing
- C. Competitive pricing
- D. Premium pricing

11: Which distribution strategy involves selling products through intermediaries, such as wholesalers and retailers?

- A. Direct distribution
- B. Indirect distribution
- C. Exclusive distribution
- D. Selective distribution

12: Which promotional strategy focuses on creating a strong brand image and awareness?

- A. Advertising
- B. Personal selling
- C. Public relations
- D. Sales promotion

13: Which product strategy involves modifying an existing product to target a new customer segment?

- A. Market penetration
- B. Market development
- C. Product development
- D. Diversification

14: Which of the following is an example of a product line extension?

- A. Introducing a new product in an existing market
- B. Expanding the product line to include variations of existing products
- C. Entering a new market with an existing product
- D. Discontinuing a low price product

15: Which of the following is a key consideration in formulating a product strategy?

- A. Competitor analysis
- B. Financial forecasting
- C. Technological advancements
- D. All of the above

Answers for Self Assessment

- | | | | | |
|-------|-------|-------|-------|-------|
| 1. D | 2. D | 3. B | 4. C | 5. A |
| 6. D | 7. A | 8. B | 9. D | 10. D |
| 11. B | 12. A | 13. C | 14. B | 15. D |

Review Questions

Q1 How would you define a successful product strategy? What key elements should be considered when developing a product strategy?

Q2 Can you provide an example of a company that implemented an effective product strategy? What factors contributed to their success, and what lessons can be learned from their approach?

Q3 In your opinion, what role does customer research play in shaping a product strategy? How can insights from customer research be used to inform decision-making and drive product innovation?

Q 4 When evaluating potential product opportunities, what criteria do you believe are important to consider? How would you prioritize these criteria to determine the most promising opportunities for your product strategy?

Q 5 Product differentiation is often a critical aspect of a successful product strategy. How would you approach identifying and communicating unique value propositions for your products? What strategies would you employ to set your products apart from competitors in the market?



Further Readings

1. "Inspired: How to Create Tech Products Customers Love" by Marty Cagan

Marty Cagan, a renowned product management expert, provides valuable insights and practical advice on creating successful and customer-centric tech products. This book covers various aspects of product strategy, including ideation, validation, product discovery, and development.

2. "The Lean Product Playbook: How to Innovate with Minimum Viable Products and Rapid Customer Feedback" by Dan Olsen

Dan Olsen introduces a practical approach to product strategy and development, emphasizing the importance of rapid iteration and customer feedback. This book offers step-by-step guidance on defining a product vision, identifying customer needs, and building successful products through the Lean Startup methodology.

3. "Crossing the Chasm: Marketing and Selling Disruptive Products to Mainstream Customers" by Geoffrey A. Moore

Geoffrey A. Moore's classic book explores the challenges of taking innovative products from early adoption to mainstream success. It provides strategies for effectively positioning and marketing disruptive products, along with insights into the dynamics of technology adoption and diffusion.

4. "Product Leadership: How Top Product Managers Launch Awesome Products and Build Successful Teams" by Richard Banfield, Martin Eriksson, and Nate Walkingshaw

"Product Leadership" delves into the role of product managers and how they can drive successful product development. The book covers topics such as product vision, strategy, team building, and execution. It also offers real-world examples and actionable advice from experienced product leaders.

5. "The Innovator's Dilemma: When New Technologies Cause Great Firms to Fail" by Clayton M. Christensen

While not solely focused on product strategy, this book by Clayton M. Christensen is highly influential in understanding disruptive innovation. It examines why successful companies often fail to adapt to disruptive technologies and provides valuable insights into managing innovation and staying competitive in rapidly changing markets.



Web Links

1. "Product Strategy in a New Era" by Harvard Business Review:

Link: <https://hbr.org/2017/05/product-strategy-in-a-new-era>

Description: This article from Harvard Business Review discusses the evolving landscape of product strategy in the digital age, providing insights on how companies can adapt their strategies to stay competitive.

2. "Product Strategy: A Comprehensive Guide" by Mind the Product:

Link: <https://www.mindtheproduct.com/product-strategy-comprehensive-guide/>

Description: Mind the Product offers a comprehensive guide to product strategy, covering various aspects such as market analysis, customer research, prioritization, and execution. The article provides practical advice and frameworks for developing effective product strategies.

3. "The Elements of Value" by Harvard Business Review:

Link: <https://hbr.org/2016/09/the-elements-of-value>

Description: Understanding customer value is crucial for developing a successful product strategy. This article from Harvard Business Review introduces the concept of "The

Elements of Value" and explains how companies can use it to identify and deliver value to their customers.

4. "The Importance of Product Strategy" by Product Plan:

Link: <https://www.productplan.com/importance-of-product-strategy/>

Description: Product Plan explores the significance of product strategy and its role in driving business success. The article highlights key elements of an effective product strategy and provides insights into how it aligns with other business functions.

5. "10 Steps to Create a Winning Product Strategy" by User pilot:

Link: <https://www.userpilot.com/blog/product-strategy/>

Description: User pilot presents a practical guide outlining ten steps to create a winning product strategy. It covers important aspects such as defining your target audience, setting goals, conducting competitor analysis, and iterating on your strategy based on feedback.

These web links offer a range of perspectives and insights on product strategy, providing a valuable resource for understanding and developing effective strategies for your products.

Unit 03: Product Life Cycle Management

CONTENTS

Objectives

Introduction

3.1 Idea Generation

3.2 Idea Screening

3.3 Concept Development and Testing

3.4 Business Analysis

3.5 Beta and Market Testing

3.6 Implementation & Product Commercialization

Summary

Keywords

Self Assessment

Answers for Self Assessment

Review Questions

Further Readings

Objectives

- After studying this unit, you will be able to:
- Analyzed the importance of the idea-generation process in product management.
- Understand the need for and importance of idea screening.
- Understand and analyze the importance of the concept development stage.
- Understand the concept of business analysis.
- Understand the need for and importance of beta and marketing testing
- Understand the concept of implementation and commercialization.

Introduction

Product Lifecycle Management (PLM) refers to the process of managing a product or a service from its initial concept and design through its development, production, distribution, use, and eventual disposal or retirement. It is a comprehensive approach that helps organizations efficiently and effectively manage all stages of a product's life, from its inception to its end of life. PLM is not just about managing the physical product itself; it also includes the management of data, documentation, and collaboration among various teams involved in the product's lifecycle. PLM software systems are commonly used to facilitate these processes, enabling seamless integration and communication across different stages and departments within an organization. The ultimate goal of PLM is to optimize product development, reduce time-to-market, improve product quality, and maximize overall efficiency in the product lifecycle.

3.1 Idea Generation

Where business acumen and raw creativity meet, that's where you'll find Idea Generation. At the intersection of inspiration and innovation, between the areas labeled product development and

return on investment, wait for the creative ideas that move industries forward, build fortunes, and meet customers' needs in new and exciting ways. Idea Generation is the beginning of the process of innovation specifically for new products, innovative solutions, or business models that are innovative. There are a variety of idea generation techniques to help create new ideas. Brainstorming is an example that is well-known, as are mind mapping, role-playing, and reverse thinking.

The secret to Idea Generation is that there is no secret! A successful Idea Generation process is one that leads to questioning assumptions and opening existing methods to new ideas. Businesses find idea-generation activities that result in success, and each takes a different approach, but we believe there are some common threads among businesses that turn potential ideas into great ideas.

Idea Generation Techniques

Idea generation should be considered a new challenge and attacked in the same way you'd approach any of the problems your business faces. It needs to be undertaken with energy and enthusiasm, in an ego-free environment.

Brainstorming

Brainstorming is resource-heavy, in that you need a lot of materials to record the ideas generated by your team or focus groups, but luckily those materials are a modest financial investment. We find going low-tech works best for brainstorming. Get the people together, ask a question, and start writing everything down.

Creative Thinking

Creative thinking is an intellectual process that comes up with ideas, especially innovative ideas, that need creativity and can be supported by certain creativity techniques. The creative process is usually applied through a person, product, process, and place. Thus, creativity means that a creative person develops great ideas and novel products through a creative process in a creative environment. Creativity processes use these influencing factors as they support the search for ideas, problem-solving and evaluation, and selection of ideas via rules, a group of people, and a creative process. The workshops are therefore based on creative idea-generation techniques that follow individual steps.

Design thinking

Design thinking is an approach to problem-solving and ideation process that works through four key elements:

The user as the starting point

Interdisciplinary team

Iterative process

Creative environment

In the design thinking process, the customer's needs are first determined through an iterative process, and a question is defined. Then creative solutions and ideas are generated through brainstorming or mind mapping and visualized via prototypes for user feedback.

Opportunity Recognition

Opportunity Recognition describes the identification of opportunities to generate growth for companies. The different idea-generation techniques of opportunity recognition are based either on the market, the company, or the company's environment.

Approaches

Approaches that meet these criteria include the product trend approach, innovation mapping, and the business model innovation approach.

The product trend approach

The product trend approach describes opportunities that arise from global trends. The trend must be present in several areas of an individual's life and must influence both private and professional life situations. It must have a strong influence on individuals, serve different market segments, and last several months to years. This approach to generating ideas can be interesting to start-ups and young companies as the resource expenditure is low and established companies often pick up on trends too slowly or not at all.

Innovation mapping

Innovation mapping means taking on opportunities in market segments that appear unattractive to some. This idea-generation approach is based on the concept of disruptive innovations. Disruptive innovations reduce the products to their basic features and functions.

There are three main points where these opportunities can be identified when looking at:

- Currently non-customers
- Currently not relevant customers
- Products that customers want but don't yet have a solution.

Innovation mapping is used to create new markets. This is why it is highly relevant for start-up companies, as there is a comparatively high growth potential when generating ideas through an innovation mapping process.

The business model innovation approach

The business model innovation approach generates opportunities by bringing existing products to old or new customers through a change in customer benefit. This could be a new value proposition, a new revenue model, or new value creation. Improving customer value can be achieved, for example,

Converting products into services (e.g., flying lessons instead of airplanes), Offering to lease or rent instead of buying (e.g., renting tools), Creating performance dependency (e.g., performance-based consulting), Freemium offer (free and premium, free basic service, and additional service for a fee).

Reverse thinking

Reverse thinking can be a unique way to inspire a team that's stuck or looking to shift its perspective. It can also be entertaining, to some degree, because it turns the world—and the team's directives—upside down. During group discussions, the team outlines their ultimate goal and then brainstorms methods for achieving the opposite. While this may seem counterintuitive, if the practice is successful, it works as an idea generator because it shakes the team loose of its set perspectives. By approaching the goal in this backward fashion, unique ideas often reveal themselves.

Role Playing

If your team is a little dramatic, they may find role-playing an effective brainstorming technique. This time, ask your team to adopt the persona of target groups: potential customers, current users of your services, visitors to your social media platforms, and whatever group you're hoping to reach.

Forced Relationship

Another approach that can be a fun way of encouraging new ideas, particularly for product development, is your team brainstorming different ways to bring two unrelated items or ideas together in a forced relationship. The forced relationship encourages innovative thinking and the potential for creating new products.

Storyboarding

In storyboarding, teams take a page out of movie production and sketch out – literally – how a scene will progress. The process of drawing the scene prepares the team for potential challenges and helps them develop reactions to customers' questions and solutions to their problems.

Idea Generation Process

1. Substitute

Substitution technique refers to replacing a part of your product, concept or process with another to achieve an even better outcome.

2. Combine

The combined technique explores the possibility to combine two ideas into a single, more effective solution.

3. Adapt

Adaptation analyses the possibilities to make the process more flexible and focuses on other similar incremental improvements to the idea, process, or concept.

4. Modify

Modifying the idea looks at the problem or opportunity from a bigger perspective and aims for improving the overall results, not just the idea.

5. Put to another use

This approach focuses on finding ways to use the idea or existing solution for another purpose and analyses the possible benefits if applied to other parts of the business.

6. Eliminate

The elimination technique is quite straightforward: it examines the possible outcomes if one or more parts of the concept were eliminated.

7. Reverse

This action focuses on reversing the order of interchangeable elements of an idea.

3.2 Idea Screening

Ideas are the key to innovation. Without them, there isn't much to execute and because execution is the key to learning, new ideas are necessary for making any kind of improvement. It's obvious that

ideas alone won't make innovation happen, as the need is to be able to build a systematic process for managing those ideas.

Ideation

The point of ideation isn't just about generating tons of them but about paying attention to the quality of those as well. It can sometimes be difficult to come up with more of those high-quality ideas. It's not unusual to get stuck in our old habits and routines when we're supposed to be creating something new. Idea generation is described as the process of creating, developing, and communicating abstract, concrete, or visual ideas. It's the front-end part of the idea management funnel and it focuses on coming up with possible solutions to perceived or actual problems and opportunities.

Generating Ideas

When it comes to organization, generating and collecting new ideas from employees is the best way to uncover creative, tacit knowledge.

Idea Types

There are two types of idea challenges, problem-centric and solution-centric approaches, you should first clarify whether you're looking to identify challenges or develop potential solutions for them.

Idea Screening

For every business, idea screening ensures that the product development process meets business objectives and customer expectations. Without idea screening, new product concepts will often miss the mark, fail to gain traction, or even penetrate the market effectively. But by evaluating ideas before they go to market, you can reduce the risks associated with the new product development process and maximize your chances of achieving a positive ROI.

Idea screening is a core part of any new product development process. It helps to vet and evaluate potential ideas using set criteria, data (such as market research) or scoring models. For example, with new ideas, assess them against relevance, constraints, budgets, value, risks, and/or feasibility. This is by no means an exhaustive list, but it should provide some context of how to approach idea screening.

Idea Screening Steps

1. Brainstorming
2. Evaluate Ideas
3. Carry out qualitative and quantitative research
4. Concept Development & testing

1. Brainstorming

Focus on customer problems that can potentially be resolved through a new product, service, and/or solution. After, think about how urgent their needs are (is your solution highly demanded by your target market?) and whether those needs are underserved (are there no available products to address their concerns?). Finally, is the idea unavoidable? Do you have to create it regardless of what's happening in the market?

2. Evaluate Ideas

For a product, service, or solution to be successful, it needs to be graded against a list of needs specific to the company and target audience. For each of these needs, develop questions to ask about your products to see if they meet standards. Some common criteria are: Product benefits/value: How many ways can customers benefit from this product and what are those benefits? If the benefits are minimal or non-existent, it's less likely that the new product idea will be successful.

Audience: What is the growth potential of our target audience and will developing new offerings bring your new audiences? What are the needs and expectations of our audience(s) and does our offering meet them?

Simplicity/complexity: Will it be easy to manufacture/develop the product, service, or solution? Can it be reasonably priced, or will it be too expensive for the average customer due to manufacturing costs?

Profitability: How much money needs to be invested to successfully develop the product, solution, or service? How much profit can you make once it hits the market?

Market saturation: Is there an abundance of similar products, services, or solutions? Is there a clear need for your idea or a gap in the market? How many competitors will you have?

3. Carry Out Qualitative and Quantitative Research

Having criteria to contrast our product concept against is a great way to successfully conduct idea screening. However, we may not have the necessary data to answer the questions posed by each type of criterion. This is where qualitative and quantitative research comes in. A qualitative research study (such as a focus group or survey) could reveal how our target market feels about your new product idea. Quantitative research, on the other hand, will give us statistics and hard facts to support any conclusions.

4. Concept Development & testing

Having compiled our ideas and researched the market, the next step is to refine our ideas into actual concepts that can be scrutinized and tested by our target buyers. This stage is different from detailed design engineering as it's more about outlining the technical aspects and marketing considerations for your product, service, or solution.

3.3 Concept Development and Testing

Concept development and testing is a crucial stage in the new product or service development. It takes place early in the process and helps to identify key perceptions, user needs, and wants associated with the product or service. Concept development involves coming up with a detailed description of an idea, explained from the perspective of your customer.

A concept typically highlights the best features of the proposed solutions in terms of convenience, usability & quality. When developing a new product or service, it is common to work with many concepts and only develop the select few that show the most feasibility.

New Product Concept

A new product concept is basically a blueprint for your idea. When developing a new product concept, you should:

- describe it from your customer's point of view
- list features and benefits of your product that may appeal to customers.
- research and determine your target audience.
- conduct focus groups and thorough market research.
- consider resources required for designing, manufacturing and delivering the product.

Once we develop a product concept, we should test it rigorously with our intended customers to determine its viability.

Concept Testing

Concept testing is a process that helps you assess the customer reaction to your proposed product or service prior to introducing it to the market. It typically involves surveying potential users for their opinions on the concept.

For Example:

- Are they interested in the product?
- How much do they like the product?
- How desirable do they find the product's features?
- What features do they like most/least?
- How well would the product compare to other brands or a similar product?
- What price point would they find appealing?
- What would they like to change about the product?

Developing a product concept may take time, but it is extremely important for the success of your project to define your concept clearly, test it rigorously and avoid making assumptions about the product's feasibility.

Concept testing will help you evaluate objectively which product ideas are likely to yield the best results. It may also help to:

- estimate the concept market potential.
- prove the viability of the concept.
- eliminate poor concepts.
- identify features that customers find most desirable.
- develop and further test your prototypes.
- segment your potential customer base.
- identify the appropriate price point and position for your product.
- estimate sales and potential return on investment.

3.4 Business Analysis

Just having a groundbreaking idea is not enough to corner the market. You need to have a detailed plan to turn your idea into huge profits. And that's where business analysis comes "into the game". We are talking about full-fledged research of the market, business objectives, and requirements. This analysis will help you to understand the viability of your idea and aware you of all potential pitfalls. It is particularly important for the success of projects in the field of software development, Blockchain and AI technologies, and Data Science.

Business Analysis: Key Steps

1. Gathering Background Information
2. Determining Stakeholders
3. Identifying Business Objectives
4. Identifying and analyzing options
5. Defining The Scope
6. Creating the detailed timelines
7. Defining the project requirements

Step 1. Gathering Background Information:

First, the business analyst team collects all the information on the current situation in the field, the latest trends, the newest technologies, etc. They pay particular attention to the external circumstances that can affect the project: legal, economic, political, socio-cultural, and technological factors on the global and local scale.

Step 2. Determining Stakeholders:

Next, business analysts identify all the potential stakeholders, i.e., those who are or may be interested in your project and can directly impact it. They pinpoint owners, managers, developers, analysts, testers, regulators, suppliers, partners, customers, and competitors.

Step 3. Identifying Business Objectives:

This is the stage where the analyst team looks into deep details of your project goals to understand why your project is needed, and for whom. Then, you and the business analysts determine what objectives you want to reach to come up with a comprehensive business strategy based on the business needs.

Step 4. Identifying and analyzing options

During business analysis in a project, there is a strong need to brainstorm various ways for achieving the objectives you have pinpointed before. After brainstorming, you and the business analyst team narrow down your options by analyzing the cost-benefit ratio, potential impact, and risks.

Step 5. Defining The Scope

Now it's time to identify the development goals based on everything that was determined before. This will result in the list of development items and integrations that are in and out of scope.

Step 6. Creating the detailed timelines

Here business analysts are ready to create the delivery plan. This plan represents the timeline of the project development. By the way, here you have a great opportunity to check the analyst team you are working with – all deadlines set should be realistic and there should always be some extra time for unforeseen circumstances.

Step 7. Defining the project requirements

Finally, it is time for an indication of the specifications that will be the guidelines for the developers. Non-functional requirements are the ones concerning security, scalability, and performance. In their turn, functional requirements are represented as prototypes, use cases, wireframes, storyboards, etc.

As for the key outcomes, after conducting a business analysis with the help of qualified specialists you get a clear understanding of the product's cost, economic viability, competitors, the demand for the product, etc. It is impossible to say how long it will take to do a business analysis since its length depends on how complex the project is, how engaged the stakeholders are, and the approach used. Besides, business analysis in Agile projects can last during the whole development process on an itinerary basis.

3.5 Beta and Market Testing

Beta testing is an opportunity for real users to use a product in a production environment to uncover any bugs or issues before a general release. Beta testing is the final round of testing before releasing a product to a wide audience. The objective is to uncover as many bugs or usability issues as possible in this controlled setting. Beta testers are "real" users and conduct their testing in a production environment running on the same hardware, networks, etc., as the final release. This also means it's the first chance for full security and reliability testing because those tests can't be conducted in a lab or stage environment.

Beta tests can either be open or closed. In an open test, anyone can use the product and is usually presented with some messaging that the product is in beta and given a method for submitting feedback. In closed beta, the testing is limited to a specific set of testers, which may be composed of current customers, early adopters, and/or paid beta testers. Sometimes they are conducted by diverting a certain percentage of users to the beta site instead of the current release.

Objective

Beta testing is the best chance to find bugs and usability issues before a product is fully released. While internal testing can uncover many problems, nothing can truly simulate real users trying to complete real tasks. Additionally, beta testing is the first opportunity to test software in an actual production environment versus a lab or stage setting. This ensures the software can perform under real workloads and that speed, storage, and scalability all work as expected.

In addition to finding problems, testing is an opportunity to validate hypotheses about how users will use new functionality and ensure the product meets requirements and expectations. While beta testing is not typically a period when new features or functionality is introduced, it can inform any “fast follows” required to satisfy users’ needs fully. Beta testing is also a chance to refine the positioning, marketing, and communication about the product, as these can be tested out against people who are now using it.

Another potential objective of testing comes when invitations to the beta are “exclusive.” This is because it’s more relevant for new products than for subsequent releases. However, getting some early-adopting influencers into the beta testing pool can build some buzz and anticipation for the general release. Product managers can tap into the feedback flood of beta testing to collect a host of ideas and suggestions to consider for future releases. In addition, because testers are encouraged (and sometimes incentivized) to provide feedback, they are far more likely to make requests and comments than typical users proactively.

Beta testing is also a chance to begin looking at usage behavior and analytics to confirm that users interact with the product as expected or discover unexpected usage patterns. Gathering these learnings before a general release can inform priorities about user education, onboarding, user help, and documentation to make it a smoother experience for the general user base.

3.6 Implementation & Product Commercialization

This stage involves creating the final product that will be commercialized once completed. Its stage works on insights gained from testing your initiative to make the final touches to prototype and begin mass production. Depending on the type of business, all are likely to have a different process for product development. For example, if you’re a Software business, the internal software development or programming teams will likely work to finalize the code. If the task is to create a physical product, it may outsource labor for certain components and assemble the final products in the warehouse.

The final stage of the new product development process is commercialization, where we introduce your products to the market. This is the culmination of our brainstorming, research, and iteration, where our audiences can finally make use of what has been created.

Market Plans

In this stage, marketing plans to make your audiences aware of your new product and enact campaigns that will entice them to become customers. Although this is the final stage, many businesses launch their products and, over time, return to make improvements to their products based on customer feedback and market changes to ensure they’re always providing the best possible customer experience.

When the new product development process is complete, which indicated that brainstorming ideas were put into action, and created a real product or service that solves a customer need. If it’s successful, it means we have created a valuable strategy to replicate that will help to continuously innovate and create new products, giving customers the delightful experiences, they desire.

Summary

Product Lifecycle Management (PLM) is a strategic approach that manages the entire lifecycle of a product, from its inception, design, and development to manufacturing, distribution, and

retirement. It involves the coordinated effort of various teams and departments within an organization, such as product design, engineering, manufacturing, marketing, and sales.

The main goal of PLM is to optimize product development and maximize the value of a product throughout its lifecycle. It encompasses the processes, methodologies, and tools used to manage all aspects of a product, including its data, documents, processes, and collaboration among teams.

PLM systems provide a centralized platform to store and manage product-related data, documents, and processes. They enable better collaboration, version control, change management, and traceability throughout the product lifecycle. PLM also helps organizations improve efficiency, reduce costs, accelerate time-to-market, enhance product quality, and maintain regulatory compliance.

Overall, Product Lifecycle Management plays a crucial role in effectively managing and optimizing the entire lifecycle of a product, from its conception to retirement, ensuring its success in the market and maximizing its value.

Keywords

- Idea Generation
- Idea Screening
- Concept Development and Testing
- Business Analysis
- Beta and Market Testing
- Implementation
- Product Commercialization

Self Assessment

Q1: Which of the following stages of the product life cycle focuses on building brand awareness and gaining market acceptance?

- A. Introduction
- B. Growth
- C. Maturity
- D. Decline

Q2: During which stage of the product life cycle do sales typically peak?

- A. Introduction
- B. Growth
- C. Maturity
- D. Decline

Q3: What is the primary objective during the growth stage of the product life cycle?

- A. Maximize market share
- B. Maximize profit
- C. Maximize brand awareness

D. Minimize production costs

Q4: Which stage of the product life cycle is characterized by intense competition and price wars?

- A. Introduction
- B. Growth
- C. Maturity
- D. Decline

Q5: In which stage of the product life cycle is the product modified and improved to attract new customers?

- A. Introduction
- B. Growth
- C. Maturity
- D. Decline

Q6: During which stage of the product life cycle does the company typically spend the most on marketing and promotion?

- A. Introduction
- B. Growth
- C. Maturity
- D. Decline

Q7: What is the primary objective during the decline stage of the product life cycle?

- A. Increase profit margin
- B. Maintain market share
- C. Liquidate Inventory
- D. Reinvent the product

Q8: Which stage of the product life cycle is characterized by a slowdown in sales growth and increased competition?

- A. Introduction
- B. Growth
- C. Maturity
- D. Decline

Q9: During which stage of the product life cycle does the company focus on cost reduction and process optimization?

- A. Introduction
- B. Growth
- C. Maturity
- D. Decline

Q10: Which stage of the product life cycle is associated with high production and distribution costs?

- A. Introduction
- B. Growth
- C. Maturity
- D. Decline

Q11: In which stage of the product life cycle is the product first introduced to the market?

- A. Introduction
- B. Growth
- C. Maturity
- D. Decline

Q12: During which stage of the product life cycle does the company seek to expand distribution and enter new market segments?

- A. Introduction
- B. Growth
- C. Maturity
- D. Decline

Q13: What is the primary goal of product life cycle management?

- A. Increase production efficiency
- B. Maximize short-term profit
- C. Maintain product quality
- D. Optimize product performance throughout its lifecycle

Q14: Which stage of the product life cycle is characterized by declining sales and outdated technology?

- A. Introduction
- B. Growth

- C. Maturity
- D. Decline

Q15: During which stage of the product life cycle should a company focus on diversifying its product line to sustain growth?

- A. Introduction
- B. Growth
- C. Maturity
- D. Decline

Answers for Self Assessment

- | | | | | |
|-------|-------|-------|-------|-------|
| 1. A | 2. C | 3. A | 4. C | 5. B |
| 6. A | 7. C | 8. C | 9. C | 10. A |
| 11. A | 12. B | 13. D | 14. D | 15. B |

Review Questions

- Q1. How would you describe the role of product lifecycle management in enhancing a company's overall efficiency and productivity?
- Q2. From your perspective, what are the key challenges that companies commonly face when implementing product lifecycle management strategies?
- Q3. In your opinion, what are the most significant benefits that companies can derive from implementing a robust product lifecycle management system?
- Q4. Can you share an example of a company that effectively utilized product lifecycle management to drive innovation and gain a competitive edge in their industry?
- Q5. In your view, what are the critical factors that contribute to the successful adoption and implementation of product lifecycle management solutions within an organization?



Further Readings

1. "Product Lifecycle Management: 21st Century Paradigm for Product Realisation" by John Stark This book provides a comprehensive overview of product lifecycle management (PLM) and its role in modern product development and manufacturing. It covers topics such as PLM strategies, implementation, and benefits, and offers practical insights and case studies.
2. "Product Lifecycle Management: Driving the Next Generation of Lean Thinking" by Michael Grieves Michael Grieves explores the concept of PLM as a key driver for lean thinking and continuous improvement in product development and manufacturing processes. The book delves into the principles and practices of PLM, emphasizing its significance in achieving operational excellence.

3."Product Lifecycle Management: Volume 1: 21st Century Paradigm for Product Realization" edited by John Stark This volume is part of a two-volume set and provides a comprehensive guide to PLM, including its foundations, frameworks, and applications. It covers topics such as PLM implementation, digitalization, collaboration, and global product development.

4."Product Lifecycle Management: A Guide to New Product Development" by Michael L. Pinedo and Ingeborg M. Van Der Geest This book offers a practical guide to PLM in the context of new product development. It covers the various stages of the product lifecycle, from idea generation to commercialization, and discusses the role of PLM in managing these stages effectively.

5."Product Lifecycle Management: Driving the Next Generation of Disruptive Innovation and Competitive Advantage" by William G. Solderitch William Solderitch explores the role of PLM in driving disruptive innovation and gaining a competitive advantage in today's dynamic business environment. The book highlights the importance of PLM in fostering collaboration, managing complexity, and accelerating product development cycles.



Web Links

1. "What is Product Lifecycle Management (PLM)?" - This link provides a comprehensive overview of PLM, including its definition, benefits, and key components. It also discusses the stages of the product lifecycle and the role of PLM in each phase. [Link: <https://www.ptc.com/en/plm/what-is-product-lifecycle-management>]
2. "Introduction to Product Lifecycle Management" - This web page offers an introduction to PLM, explaining its significance in product development and management. It covers the basics of PLM, its benefits, and the challenges organizations may face in implementing PLM systems. [Link: <https://www.techtarget.com/searcherp/definition/product-lifecycle-management-PLM>]
3. "Product Lifecycle Management: An Overview" - This link provides an overview of PLM, discussing its importance in today's competitive market and its impact on product innovation and efficiency. It outlines the various stages of the product lifecycle and the role of PLM in each phase. [Link: <https://www.engineering.com/PLMERP/ArticleID/10013/Product-Lifecycle-Management-An-Overview.aspx>]
4. "Benefits of Product Lifecycle Management (PLM)" - This article highlights the key benefits of implementing PLM systems within organizations. It discusses how

PLM can streamline product development, enhance collaboration, improve time-to-market, and optimize product quality. [Link: <https://www.technia.com/blog/product-lifecycle-management-plm/benefits-of-product-lifecycle-management-plm/>]

5. "Challenges in Implementing Product Lifecycle Management (PLM)" - This web page explores the common challenges organizations face when implementing PLM solutions. It discusses issues such as data management, process integration, change management, and cultural resistance, offering insights on how to overcome these obstacles. [Link: <https://www.cadac.com/en/insights/challenges-in-implementing-product-lifecycle-management-plm>]

Unit 04: Introduction to Brand Management

CONTENTS

Objectives

Introduction

- 4.1 Brand and Brand Management
- 4.2 Brands Versus Products
- 4.3 Key Differences Between Product and Brand
- 4.4 Branding Challenges and Opportunities
- 4.5 Strategic Brand Management Process

Summary

Keywords

Self Assessment

Answers for Self Assessment

Review Questions

Further Readings

Objectives

After studying this unit, you will be able to:

- understand the concept of brand, branding, and brand management.
- understand the Difference between Product and Brand.
- analyze branding Challenges and Opportunities
- understand the need for and importance of a Strategic Brand Management Process

Introduction

In the dynamic and competitive world of business, where products and services often overlap, the concept of branding emerges as a crucial element for companies seeking long-term success and recognition. Brand management is the process of strategically shaping, positioning, and maintaining a brand's identity, perception, and reputation in the minds of consumers. It is a multifaceted discipline that encompasses a range of activities aimed at fostering strong, positive, and memorable associations with a brand, ultimately driving customer loyalty and business growth. A brand is more than just a name and a logo; it represents the entire experience and perception a customer has of a company and its offerings. Effective brand management goes beyond mere marketing efforts; it becomes an integral part of a company's culture, values, and mission. A well-managed brand conveys a distinct personality and promise that resonates with the target audience and distinguishes itself from competitors. It builds an emotional connection with consumers, evoking feelings of trust, reliability, and familiarity. Brand management is a strategic discipline that plays a pivotal role in shaping the success of a business. It goes beyond a name or logo and represents the emotional connection a brand establishes with its customers. Effective brand management builds brand recognition, loyalty, and trust, enabling businesses to gain a competitive edge in the market. By crafting a strong brand identity, maintaining consistency, understanding the target audience, and staying relevant through innovation, companies can create enduring brands that leave a lasting impact on consumers and drive long-term success.

4.1 Brand and Brand Management

A brand is a mechanism for achieving competitive advantage for organizations, through differentiation. The attributes that differentiate a brand provide the customer with satisfaction and benefits for which they are willing to pay. A brand is a name, term, design, symbol, or any other feature that identifies the seller's product or service as distinct from those of other sellers. Brands are different from products in way that brands are 'what the customers buy', while products are 'what the organizations make'. The brand is an accumulation of emotional and functional associations.

A brand connects four crucial elements in an organization. These are customers, employees, management, and shareholders. The brand is nothing but an assortment of memories in the customer's mind. The brand represents values, ideas, and even personality. It is a set of functional, emotional, and rational associations and benefits which have occupied the target market's mind. Associations are nothing but images and symbols associated with the brand or brand benefits. Benefits are the basis for purchase decisions.

Brand Features

Brand features refer to the distinctive characteristics or elements that represent and differentiate a brand from its competitors. These features help create brand recognition, evoke emotions, and establish a unique identity in the minds of consumers. Here are some common brand features:

1. **Logo:** A brand's logo is a visual representation of its identity. It typically incorporates unique colours, typography, and symbols that embody the brand's personality and values.
2. **Tagline/Slogan:** A memorable and impactful tagline or slogan reinforces the brand's positioning and messaging. It encapsulates the brand's essence or promise in a concise and memorable phrase.
3. **Colour Palette:** Brands often have a carefully chosen set of colours that are consistently used across their marketing materials, packaging, and digital presence. These colours evoke certain emotions and contribute to brand recognition.
4. **Typography:** The choice of fonts and typography style reflects a brand's personality. Different fonts can convey a sense of professionalism, playfulness, elegance, or other traits that align with the brand's image.
5. **Brand Voice:** The tone, style, and language used in brand communications create a consistent voice. Whether it's formal, casual, humorous, or authoritative, the brand voice should align with the target audience and brand positioning.
6. **Packaging:** The design, materials, and overall presentation of a brand's packaging contribute to its identity. Packaging should reflect the brand's values, capture attention, and provide a positive consumer experience.
7. **Visual Style/Imagery:** A brand's visual style encompasses the overall aesthetic and graphical elements used in marketing materials, advertisements, and online presence. It includes photography style, illustrations, graphic elements, and image treatments.
8. **Brand Personality:** Brands often establish a unique personality that resonates with their target audience. This can be expressed through traits like being innovative, trustworthy, adventurous, caring, or authoritative.
9. **Brand Story:** The brand's story or narrative is a way to engage with consumers on a deeper level. It includes the brand's history, values, mission, and any unique experiences or anecdotes that differentiate it.
10. **Brand Associations:** Certain symbols, characters, or endorsements can become associated with a brand, strengthening its identity. These associations can be through partnerships, sponsorships, or collaborations with other brands or personalities.

It's important to note that each brand may have its own specific features that are unique to its industry, target audience, and positioning. The combination of these features helps create a consistent and recognizable brand identity.

Brand Means

The term "brand" has multiple meanings depending on the context in which it is used. Here are a few common interpretations:

1. **Company or Product Brand:** A brand is a name, term, symbol, design, or combination of these elements that represent a company, product, or service. It serves to differentiate the offering from competitors and create a distinct identity in the minds of consumers. A brand embodies the values, attributes, and personality of the entity it represents and helps to establish trust and credibility.
2. **Branding (Marketing):** Branding refers to the strategic process of creating and managing a brand. It involves developing a unique brand identity, including the name, logo, visual elements, messaging, and overall brand experience. Effective branding aims to establish a positive perception of the brand in the target audience's minds, build brand loyalty, and ultimately drive customer preference and purchase decisions.
3. **Brand Equity:** Brand equity is the commercial value and intangible asset associated with a brand. It represents the value that a brand holds in the marketplace, including customer loyalty, brand awareness, perceived quality, and brand associations. Strong brand equity often leads to increased customer trust, premium pricing, and competitive advantage.
4. **Personal Brand:** Personal branding refers to the process of creating and managing an individual's brand. It involves consciously crafting one's professional image, reputation, and expertise to differentiate oneself from others and enhance career opportunities. Personal branding encompasses various aspects such as personal values, skills, achievements, online presence, and networking.
5. **Brand Identity:** Brand identity encompasses the visual and verbal elements that constitute a brand's personality and distinguish it from others. It includes the brand name, logo, colour palette, typography, tagline, and other visual and verbal elements used consistently across various brand communications. Brand identity helps to create brand recognition and reinforce the brand's values and positioning.

Overall, a brand represents the perception and reputation of an entity, be it a company, product, or individual. It encompasses the emotions, associations, and experiences that people connect with a particular entity, influencing their choices and loyalty.

Brand Attributes

Relevancy – A strong brand must be relevant. It must meet customers' expectations and should perform the way they want it to. A good job must be done to persuade customers to buy the product; otherwise in spite of the product organization's being unique still the customer may not buy it.

Consistency – A consistent brand signifies what the brand stands for and what builds customers' trust in the brand. A consistent brand is where the organization communicates a message in a way that does not deviate from the core brand proposition.

Proper positioning- A strong brand must be positioned so that it makes a place in the target audience's mind and the target audience prefer it over other brands.

Sustainable- A strong brand makes an organization competitive. A sustainable brand drives the organization toward innovation and success.

Credibility- A strong brand must do what it promises. The way the organization communicates its brand to the customers must be realistic. It must not exaggerate as customers want to believe in the promises made to them.

Inspirational- A strong brand must inspire the category it is famous for.

Uniqueness- A strong brand must be different and unique. It must set the organization apart from other competitors in the market.

Appealing- A strong brand must be attractive. Customers need to be attracted by the promises made by the organization and also by the value deliver.

Identity of a Brand

The identity of a brand is an important aspect of a brand. For brand identity, the organization must create a distinguished product with unique characteristics. This is the way the organization must identify itself with the product. It represents how the organization wants to be perceived in the market. The organization must identify to the customers through its branding and marketing strategies. A brand is unique due to its identity. Brand identity includes many elements such as brand vision, brand culture, positioning, personality, relationships, and presentations.

Branding

Branding is the assembling of various marketing mix mediums into a whole to give an organization or a product identity. It is nothing but capturing the minds of the customers with the name of the brand. The brand gives an image of an experienced, huge, and reliable organization. It is all about capturing the niche market for the product/service of the organization and about creating confidence in the current and prospective customers' minds that the organization or the product is the unique solution to their problem.

The aim of branding is to convey the brand message vividly, create customer loyalty, persuade the buyer for the product, and establish an emotional connection with the customers. Branding forms customer perceptions about the product and raises customer expectations about the product. The primary aim of branding is to create differentiation from the competition.

Hislop defined branding in the year 2001 as 'the process of creating a relationship or a connection between a company's product and emotional perception of the customer for the purpose of generating segregation among competition and building loyalty among customers. Kapferer and Keller have defined branding as fulfilling customer expectations and consistent customer satisfaction.

Branding can also be defined as a seller's promise to provide consistently a unique set of characteristics, advantages, and services to the buyers/consumers. It is a name, term, sign, symbol, or a combination of all these planned to differentiate the goods/services of one seller or group of sellers from those of the competitors.

Push or Pull

Branding normally precedes and underlies any marketing effort. Branding is not push but pull. Branding is the expression of the essential truth or value of the organization, the product, or the service. It is the communication of characteristics, values, and attributes that clarify what this particular brand is and is not. By branding an organization makes a promise that the product will perform as per customer's expectations. It shapes customers' expectations about the product.

Brand Management

Strong brands reduce perceived monetary, social, and safety risks in buying goods/services. Customers can better imagine intangible goods with the help of a brand name. Strong brand organizations have a high market share. The brand must be given good support so that it can sustain itself in the long run. It is essential to manage all brands and build brand equity over a period. Here comes the importance and usefulness of brand management. Brand management helps in building a corporate image. A brand manager has to oversee overall brand performance. A successful brand can only be created if the brand management system is competent.

Brands operate in a market environment where differentiation is crucially important. In product marketing, brands often provide the primary points of differentiation between competitive offerings, and as such they can be critical to the success of the organization. Hence, it is important that brand management is approached strategically. Brand management aims to create an emotional connection between products, the organization, and its customers and constituents.

Brand management includes developing a promise, making that promise, and maintaining it. It means defining the brand, positioning the brand, and delivering the brand. Branding makes customers committed to the business of the organization. A strong brand differentiates an organization's products from the competitors. It gives a quality image to your business.

Brand management includes managing the tangible and intangible characteristics of the brand. Tangible elements of brand management include the product itself, look, price, packaging, etc. In the case of service brands, the tangibles include the customer's experience. The intangible elements

are the experience that the consumer takes away from the brand, and also the relationship that they have with that brand. They also include emotional connections with the product or service.

4.2 Brands Versus Products

Brand and Product are two different terms, which are commonly encountered in marketing. These two differ in the sense that a product is created by the company while a brand is built by the people using them i.e., customers. Moreover, the former can be easily duplicated, whereas the latter is unique, and cannot be copied. A product passes through a life cycle, but a brand is timeless.

Due to the rapid modernization of society, now every person is concerned about, how they look? What do they wear?

What do they carry?

What do they eat? etc.

This modernization made them brand sensitive. And how will you be able to differentiate an ordinary product from a branded one?

Product

The product is a good or service or a combination of the two that is made available by the companies in the market for sale to the end consumer. It can be in physical or non-physical form. The producers manufacture a product. The raw materials are procured from the manufacturers, then they are converted into finished goods, which are offered by them for selling purposes.

Every product is different in size, color, brand name, shape, packaging, features, after-sales services, and much more. However, the difference in the product is psychological, not physical. These factors are used by companies to persuade customers to buy their products. E.g., Handbags, sunglasses, jeans, shoes, belts, etc.

Brand

The market is flooded with millions of products, the name, symbol, sign, product, service, logo, person, or any other entity that makes you distinguish a product from a clutter of products, is a Brand. It is something; that helps the customers to identify the product as well as the company behind it. A product that has a name, which we can recall and relate to, is a brand. A Brand can neither be seen nor touched; it can only be felt. The brand is not built in a day; it takes years and years to gain the trust of customers.

A brand is a combination of three things, i.e., promise, wants, and emotions. It is a promise made by the company to its customers that they get after they buy the company's products. It fulfills all the wants of the customers. It is an emotion to which the customers are attached. The Brand creates an expectation in customers that the promises made by the company under the brand umbrella will be fulfilled by the products they use.

The brand is not just a name but an image in the minds of the customers. The image is associated with reliability, credibility, and quality that gives a sense of satisfaction to the customers. The legal identity of a brand is known as a trademark. E.g., Gucci, Rolex, Nike, Reebok, Starbucks, Armani, Ray Ban, Apple, etc.

4.3 Key Differences Between Product and Brand

1. The product is an item or service produced and offered by the company for sale in the market. A brand is an entity like the logo, symbol or name used by the companies, to make their products identifiable among other products in the marketplace.
2. A product can be your need, but the brand is something more than that. You can understand it with an example like it is your need to wear outfits and footwear, but it is you want to wear outfits of Gucci and footwear of Nike.
3. Copying a product is easy, but it's hard or says impossible to copy a brand.

4. Companies create products. On the other hand, a Brand is created by us i.e., customers; it takes years and years to build brand loyalty.
5. can be replaced by other products because it becomes obsolete over time. In contrast to this, brands are forever.
6. Product performs its general functions, but a brand offers value to the customers.
7. The product is tangible or intangible in nature. However, a brand is intangible it can only be experienced.

4.4 Branding Challenges and Opportunities

Branding – the art of making people fall in love with your business. It’s not just about pushing a product or service at a superficial level; it’s about creating a lasting impression that goes deeper than the surface. Branding is crucial in the long run. It encourages potential consumers to buy from your entire range of products and supports marketing and sales activities in action.

Branding is constantly changing and evolving, just like the market needs, consumer preferences, and definition of quality.

1. Considering Brand as an asset
2. Bringing up breakthrough brand concepts
3. Financial challenges
4. Creating a digital brand strategy

1. Considering Brand as an asset

Neglecting the objectives of building assets like a brand is like ignoring your health to eat a bag of chips. Sure, they’re delicious but they won’t make you healthier in the long run. Building a brand takes time, effort, and patience. It’s like trying to grow a garden –got to plant the seeds, water them, and wait for them to grow.

2. Bringing up breakthrough brand concepts

Building a brand that stands out from the rest can be daunting. Can’t just rely on good ideas; Need great ideas, executed flawlessly, to make an impact. Look everywhere! From your customers to your competitors, suppliers to your employees

3. Financial challenges

Branding can be a real cash cow, but it can also milk you dry if you don’t have a sensible budget. if you don’t have a sensible budget.

4. Creating a digital brand strategy

Building a brand online can be like navigating a maze – tricky and full of surprises. It’s not just about creating a website or setting up social media accounts. Need to think outside the box and develop innovative ideas to make the brand stand out. A successful online brand strategy involves creating a unique identity, developing engaging content, and building a loyal community of followers. It requires a fresh mindset, as the online world constantly evolves, and new trends emerge daily.

Take a cue from Avon Walk for breast cancer or Pampers Village, who have created campaigns that tap into their audience’s emotions and make a real impact. By doing so, they have successfully built a community of loyal followers passionate about their brand. So, to build a solid online brand, be prepared to think creatively, experiment with new ideas, and adapt to changing trends. It’s a wild, wild digital world out there!

If we want the brand to stand out, need to do more than slap a fancy logo on your product and call it a day. The need is to identify the brand’s unique strategy and develop a killer strategy to showcase it to the world. Building a brand is like planting a tree. It starts with a tiny seed, but with the right amount of sunlight, water, and care, it can grow into a mighty oak tree.

4.5 Strategic Brand Management Process

Strategic brand management is the process of building, measuring, and managing brand equity, brand recognition, and presence to boost revenue and accomplish long-term business objectives. Managing a brand strategically revolves around centralizing different traditional, digital, functional, and social media assets to ensure brand consistency across different touchpoints that ultimately pave the part of strong brand presence, lead, generation, conversion, sales, loyalty, and sustainability.

Strategic Brand Management is the adept inclusion of techniques where a brand chooses and measures a suitable branding strategy to gain brand recognition, ensure brand identity and optimize brand success. Its primary objective is to promote a brand and to have the needed recognition to beat competitors and become successful.

Process

When a company wants to improve brand perception, recognition, retention, value, and customer loyalty, it is necessary to have an exclusive brand management process to achieve the same. If a company follows the right brand management strategy, then a company can create a unique personality in the business world.

1. Identification of the planning process
2. Brand Positioning
3. Implementation of Brand Marketing
4. Measuring the brand performance
5. Equity growth and sustainment of brand

Step 1. Identification of the planning process

In this step of brand management, a company needs to understand the values of strategic planning and ensure that it is adhered to by all the company departments. A company's values should be aligned with the strategic planning process, and the focus should be on achieving the company's vision and mission. The planning process should be effective to make the other steps effective in the strategic management process.

Step 2. Brand Positioning

Brand Positioning is the act of designing a proposal for the company and analyzing its position in the market. In this step, a company tries to convince the consumers about the company's advantage over the other brands available in the market. With brand positioning, a consumer also understands the various associations of the company that are linked to the brand.

Step 3. Implementation of Brand Marketing

The marketing of the brand is essential for effective working in the market. In this step, a company must create a brand that is acceptable to consumers. It includes choosing and designing the elements of the brand. Elements of the brand include logos, symbols, images, and slogans. A marketer of the company will use these brand elements to promote the brand in the market. It also includes creating strong, unique, and favorable brand associations that can support marketing programs and activities.

Step 4. Measuring the brand performance

After the step of brand marketing, the next step is to measure the performance of the brand. Here, measuring means understanding the effects of the marketing programs of the brand. With this step, a company can understand the value chain of the brand by analyzing the financial impact of brand marketing expenditures and investments.

Step 5. Equity growth and sustainment of brand

In the last step, a company needs to define its brand strategy. A company can use techniques like brand-product matrix, brand hierarchy, and brand portfolio tools to define the same. Brand equity management ensures the success of the company's future marketing programs. For measuring equity growth and brand sustainment, a market should consider international factors, market segments, and types of consumers. It can provide accurate and timely information for making better decisions in the short and long run.

**Example****TESLA**

In the initial years of Tesla, it fails to meet its production target and fails to grab the attention of the consumers. It was criticized for its electric vehicle. But with the efforts of the founder of Tesla, it started performing well in the market.

The brand strategy of Tesla heavily relied upon providing the best customer experience. This brand focuses on its brand reputation, and even its founder was responding to the tweets of the consumers. This is how it made a good brand reputation and manages the brand strategically.

Google

The mission of this tech giant was to make individuals feel more informed and connected. Rather than focusing on the technical part of its product, the marketing team of Google emphasized the ways in which Google is enriching the lives of individuals. This humanized strategy of Google made it a verb for doing online search queries. Here, Google uses the brand's positioning strategy effectively, and it helps it to become the leader of the search engine.

This is how a brand is managed strategically. A company needs to have a focus on all the aspects of strategic management, be it positioning or brand reputation management, or any other aspect. A strategic brands management process should be implemented effectively.

Summary

Brand management refers to the activities and strategies that a company or organization undertakes to shape and control the perception of its brand in the minds of its target audience. It involves creating, developing, and maintaining a positive brand image and identity to differentiate the brand from its competitors and build long-term customer loyalty. Developing a strong and unique brand identity that reflects the company's values, mission, and personality. This includes elements such as the brand name, logo, tagline, colors, typography, and overall visual identity.

Determining how the brand is positioned in the market and differentiating it from competitors. This involves identifying the brand's unique selling propositions (USPs) and defining the target market and target audience. Creating consistent and compelling brand messaging across all communication channels to convey the brand's value proposition, benefits, and personality. This includes advertising, public relations, social media, content marketing, and other forms of communication. Ensuring that the brand's identity, messaging, and visual elements are consistently applied across all touchpoints, including packaging, websites, marketing materials, customer service, and other brand interactions. Consistency helps to reinforce the brand's image and build trust with customers.

Focusing on providing a positive and memorable brand experience at every customer touchpoint. This includes aspects such as product quality, customer service, user experience, and after-sales support. A positive brand experience contributes to customer satisfaction and loyalty. Continuously monitoring the brand's reputation, perception, and performance in the market. This involves analyzing customer feedback, conducting market research, tracking brand metrics, and staying updated on industry trends. Monitoring helps identify areas for improvement and opportunities for brand growth.

Overall, brand management is an ongoing process that requires consistent effort and attention to ensure that the brand remains relevant, competitive, and aligned with the expectations and preferences of its target audience.

Keywords

- Brand and Brand Management
- Brands Versus Products
- Branding Challenges and Opportunities
- Strategic Brand Management Process

Self Assessment

Q1. What is brand management?

- A. Creating a logo
- B. Advertising products
- C. Managing a company's brand identity
- D. Generating sales leads

Q2. Which of the following is NOT a key element of brand management?

- A. Brand positioning
- B. Brand loyalty
- C. Brand awareness
- D. Brand acquisition

Q3. Which of the following statements is true about brand equity?

- A. It refers to the monetary value of a brand.
- B. It is the same as brand awareness.
- C. It represents a brand's reputation and customer loyalty.
- D. It is a measure of a brand's market share

Q4. Which branding strategy involves creating multiple brands within a company's product line?

- A. Brand extension
- B. Co-branding
- C. Brand diversification
- D. Brand segmentation

Q5. What does a brand positioning statement do?

- A. Identifies the target market
- B. Describes the product's features
- C. Differentiates the brand from competitors
- D. All of the above

Q6. Which of the following is an example of a brand personality trait?

- A. Reliability
- B. Durability
- C. Convenience

D. Cost-effectiveness

Q7. What is the purpose of a brand audit?

- A. Assessing the financial performance of a brand
- B. Evaluating customer satisfaction levels
- C. Reviewing the effectiveness of marketing strategies
- D. Analyzing competitors' pricing strategies

Q8. What does a brand style guide typically include?

- A. Logo usage guidelines
- B. Typography and color palette specifications
- C. Tone of voice and writing style guidelines
- D. All of the above

Q9. Which of the following is a primary goal of brand management?

- A. Increasing sales in the short term
- B. Maximizing market share at any cost
- C. Building long-term brand equity
- D. Expanding into new product categories

Q10. What is brand loyalty?

- A. The act of customers purchasing different brands within the same product category
- B. The preference of customers for a particular brand over others
- C. The association of a brand with a particular demographic group
- D. The process of rebranding a company's image

Q11. Which of the following is an example of a brand extension?

- A. Coca-Cola launching a new flavor
- B. Nike partnering with Apple for a fitness tracking app
- C. Apple expanding into the smart home market with HomePod
- D. McDonald's introducing a new breakfast menu

Q12. Which stage of the brand lifecycle is characterized by declining sales and market share?

- a) Introduction
- b) Growth
- c) Maturity
- d) Decline

Q13. What is the purpose of brand consistency?

- A. Creating a sense of familiarity and trust among customers
- B. Attracting new customers through innovative branding
- C. Generating immediate sales and revenue

Unit 04: Introduction to Brand Management

D. Adapting to changing market trends and consumer preferences

Q14. What is brand identity?

- A. The way a brand is perceived by customers and the public
- B. The visual elements that represent a brand
- C. The emotional connection customers have with a brand
- D. The set of values and attributes that define a brand

Q15. What is the goal of brand differentiation?

- A. To imitate competitors' successful strategies
- B. To target a broad and diverse customer base
- C. To establish a unique and compelling brand image
- D. To reduce marketing and advertising expenses

Answers for Self Assessment

- | | | | | |
|-------|-------|-------|-------|-------|
| 1. C | 2. D | 3. C | 4. C | 5. D |
| 6. A | 7. C | 8. D | 9. C | 10. B |
| 11. A | 12. D | 13. A | 14. D | 15. C |

Review Questions

Q1. How important is brand consistency in maintaining a strong brand image? How can companies ensure consistency across different platforms and touchpoints?

Q2. What role does storytelling play in brand management? How can a compelling brand narrative influence consumer perception and loyalty?

Q3. In the digital age, how has social media transformed brand management practices? What are some effective strategies for leveraging social media platforms to enhance brand visibility and engage with consumers?

Q4. How does brand positioning contribute to a company's competitive advantage? What factors should companies consider when developing a unique and differentiated brand position?

Q5. How does brand reputation impact consumer trust and purchase decisions? What are some effective strategies for building and protecting a positive brand reputation in the face of potential crises or negative publicity?



Further Readings

- "Building Strong Brands" by David Aaker: David Aaker is a renowned brand strategist, and this book is considered a classic in the field of brand management. It offers practical insights and frameworks for creating and managing strong brands, including brand positioning, brand architecture, and brand equity.
- "Brand Leadership" by David A. Aaker and Erich Joachimsthaler: This book explores the concept of brand leadership and how companies can build and sustain powerful brands in a competitive marketplace. It covers topics such as brand identity, brand

extensions, and brand portfolio management.

- "Kellogg on Branding" edited by Alice M. Tybout and Tim Calkins: This book is a compilation of insights from faculty members of the Kellogg School of Management, one of the leading business schools in the world. It covers various aspects of branding, including brand strategy, brand positioning, and brand metrics, and provides real-world examples and case studies.
- "The Brand Gap" by Marty Neumeier: This book presents a concise and visual guide to understanding and bridging the gap between business strategy and design. It emphasizes the importance of brand differentiation, storytelling, and creating meaningful customer experiences.
- "Managing Brand Equity" by Kevin Lane Keller: Kevin Keller is a renowned marketing professor, and this book is highly regarded for its in-depth analysis of brand equity. It provides a comprehensive framework for measuring, building, and managing brand equity, as well as practical strategies for brand positioning, brand extensions, and brand revitalization.

These books offer a solid foundation in brand management and provide valuable insights and strategies for both beginners and experienced professionals in the field.



Web links

1. "The Ultimate Guide to Brand Management" - This comprehensive guide by HubSpot covers the fundamentals of brand management, including creating a brand strategy, building brand equity, and managing brand perception. [Link: <https://blog.hubspot.com/marketing/brand-management>]
2. "Brand Management 101: How to Manage Your Brand's Reputation" - This article by Neil Patel provides insights on managing and maintaining a strong brand reputation, including strategies for online reputation management. [Link: <https://neilpatel.com/blog/brand-management-reputation/>]
3. "The Importance of Brand Management in the Digital Age" - This blog post by Forbes explores the significance of brand management in today's digital landscape and highlights key factors to consider for effective brand management. [Link: <https://www.forbes.com/sites/forbescommunicationscouncil/2018/10/01/the-importance-of-brand-management-in-the-digital-age/?sh=674bd3e82e4b>]
4. "Brand Management: Strategies and Best Practices" - This article on the American Marketing Association (AMA) website delves into different brand management strategies and provides examples of successful brand management campaigns. [Link: <https://www.ama.org/topics/brand-management/>]
5. "10 Brand Management Tips to Help Your Business" - This Entrepreneur article offers ten practical tips for effective brand management, including consistency, storytelling, and building emotional connections with customers. [Link: <https://www.entrepreneur.com/article/285420>]

These resources should provide you with a good starting point for understanding and implementing effective brand management strategies.

Unit 05: CustomerBased Brand Equity

CONTENTS

Objectives

Introduction

5.1 Defining Customer-Based Brand Equity

5.2 Making a Strong Brand

5.3 Sources of Brand Equity

5.4 Sources of Brand Equity

5.5 Building a Strong Brand

5.6 Four Pillars of Brand Equity

Summary

Keywords

Self Assessment

Answers for Self Assessment

Review Questions

Further Readings

Objectives

After studying this unit, you will be able to:

- understand and analyze the importance of Customer-based Brand Equity.
- analyze how to make a Strong Brand.
- understand and analyze sources of Brand Equity.
- Understand and analyze the four steps of brand building.
- elaboratefour pillars of brand equity.

Introduction

Customer-based brand equity (CBBE) is a marketing concept that measures the value and strength of a brand from the perspective of consumers. It focuses on understanding how customers perceive, think, feel, and behave in relation to a particular brand. CBBE is a crucial aspect for businesses as it helps them build and manage strong, successful brands that resonate with their target audience and create a competitive advantage in the market. Businesses can enhance customer-based brand equity through various marketing strategies, such as advertising, social media engagement, product quality, customer service, and building strong relationships with customers. By measuring and improving CBBE, companies can effectively create long-term value and competitive advantage in the market.

5.1 Defining Customer-Based Brand Equity

Customer-based brand equity (CBBE) is built on the concept that to build a strong brand – it is important to understand how the customers think and feel about our product. For a customer to love the product, we must build pleasant experiences around our brand. If they experience positive thoughts, opinions, feelings, and perceptions about your product, then it signals positive brand

equity. Customer-based brand equity shows the power of a customer's attitude towards a brand, and how it can lead to the success or failure of a brand. It emphasizes laying a strong foundation that can create a positive attitude towards a brand.

Elements

Customer based brand equity is built on five important elements: value, performance, trust, social image, and commitment. It is important to understand that these elements are in the minds of customers, and hence, brands should build strategies to build these permanently in the minds of customers. It should start by establishing a relationship with the customer's needs and the product offering. The relationship starts when a customer feels that the product is the best for his needs.

Relationship With brand

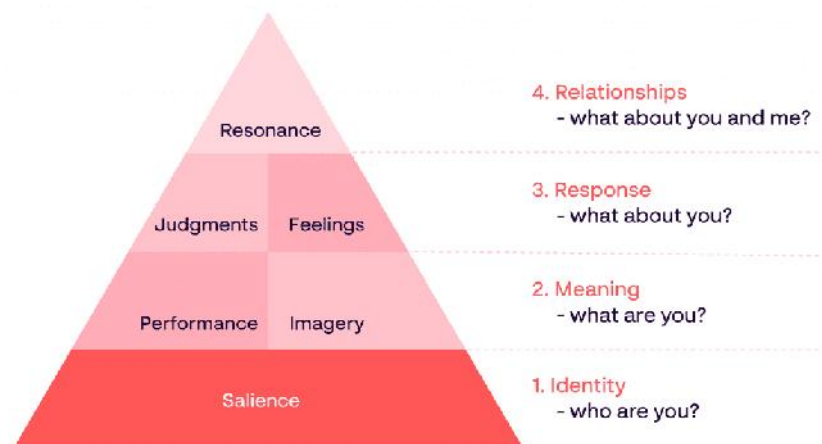
Once the customer knows about your product, it is important to deliver quality and reliable performance every time. This is important to get a deep-rooted imprint of the brand in the customer's mind. Once this is achieved, it can be further enhanced by using attractive packaging, excellent customer service, a colorful logo, and visual advertising. The final stage is to create an emotional bond with the customers by giving special offers and discounts. This increases emotional response, thereby creating a strong relationship with the brand.

Customer-Based Brand Equity (CBBE) Model

The CBBE model is based on a pyramid that explains ways to build strong brand equity by focusing on understanding customers and designing strategies based on customers. When there is a strong connection between a brand and its customers, it gives rise to positive brand equity. The Keller model uses a pyramid to show the different levels of building brand equity where the company has to understand the customers and shape their strategies accordingly.

Brand Equity Model

Keller's brand equity model



Level 1: Brand Identity

This is the first stage where the need is to create brand awareness. In this stage, people do not identify brands and cannot distinguish our brand from other brands. Hence it is necessary to build a strong identity by telling people about the brand. Since it is the most significant step, it forms the base of the pyramid. This shows that it is important to build a strong identity from the start to build upon it.

Level 2: Brand Meaning

After a brand has been able to capture the attention of the consumers, it is the next step for the brand to provide more information about the product to its users. Consumers want to know more

about the usage, the problems that it can solve, how to use the product, etc. In this stage, the customer wants to know more about the brand.

Brand performance and brand imagery are the two parts of brand meaning. Brand performance is the most important aspect that can break or build a brand. Many famous brands, such as Apple, Google, Bosch, etc. have built great brand equity due to their extraordinary performance.

Brand imagery is the image that customers perceive about a brand. Customers have a picture of a brand, and this comes due to how they want the product to be. For example, customers expect a car brand to be luxurious and comfortable, while for a cosmetic brand, the customer perceives it to be glamorous and beautiful. The most popular models to analyze customer behavior are the Kano Model and the Critical Quality Tree. Insights from the analysis can be used to build a high-performing product.

Level 3: Brand Response

Customers have certain expectations from a brand, and when it meets expectations, the customer is happy and shows positive feelings. In case the brand can go beyond the expectations of a customer, the brand will be able to create delight in the mind of customers. This will lead to recommendations that will spread the word in the market. It is important to know what factors delight a customer.

Level 4: Brand Resonance

The final and most difficult stage is brand resonance. This is a stage where the brand and the customer has built a strong relationship. This is a stage where customers are highly engaged with the brand, and they are ready to participate in online forums, social media, similar communities, and any events relating to the brand. Customers are ready to recommend the brand to their friends and family, and they are not ready to accept any other product other than the brand. This is the most difficult stage to achieve. For example, people who use Apple products do not switch to any other brand as they feel deeply associated with it. Even when the prices are high, they still stick to their favorite brand and advocate the brand.

One of the most valuable assets for a company is something that you can't see or touch but can be only felt- it's the brand. A brand is critical for the success of a company as it depicts the customer's feelings toward a product.

5.2 Making a Strong Brand

Steps to Make a strong brand

Step 1: Discover/Develop Your Brand Purpose

Step 2: Know Your Competitors

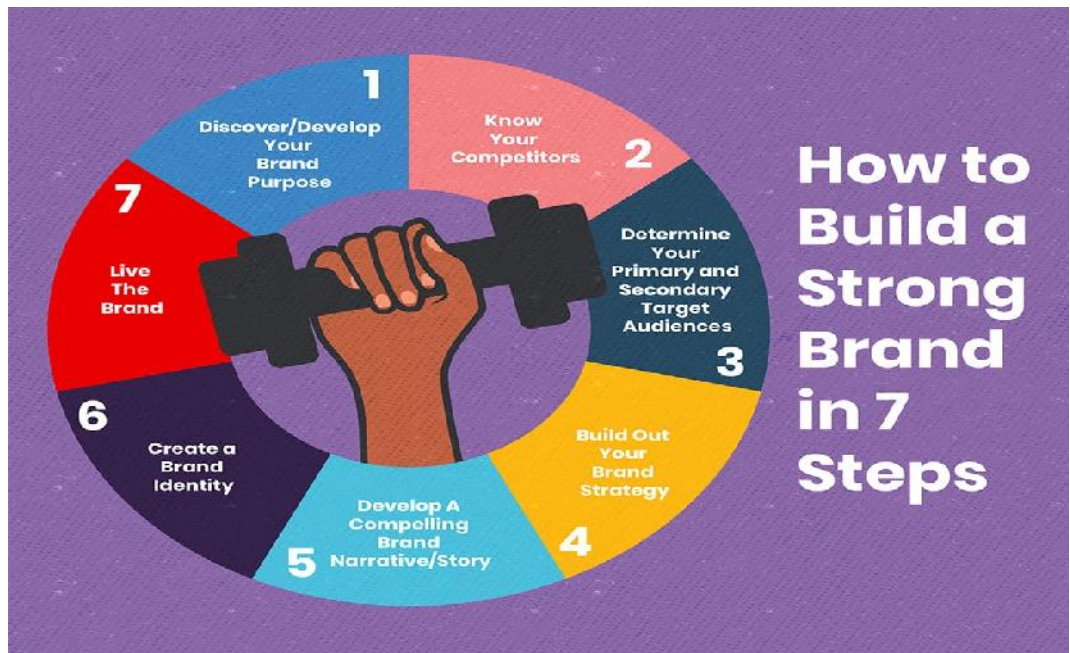
Step 3: Determine Your Primary and Secondary Target Audiences

Step 4: Build Out Your Brand Strategy

Step 5: Develop A Compelling Brand Narrative/Story

Step 6: Create a Brand Identity

Step 7: Live The Brand



Step 1: Discover/Develop Your Brand Purpose

Remember that brands are purchased for emotional reasons. There are many different options to choose from for any given product or service, and people want to buy brands that align with their beliefs, perceptions, and motivations because it feels right to them. Simon Sinek describes it this way: “People don’t buy what you do; they buy why you do it.”

Strong, successful brands have a defined purpose; a set of defined values, a philosophy, a guiding principle, and/or a mantra that appeals to those who share these. Fundamental questions to ask yourself in the context of building your new brand should include things like:

Why am I (are we) here?

How is my brand different?

Why would/should people care about my brand?

Step 2: Know Your Competitors

Gaining an understanding of what your competitors are doing and saying in the marketplace is important as you are building your brand and will continue to stay important over the life of your brand. In order to differentiate ourselves effectively from those competitors, need to know what perceptions they own in the minds of the target audience(s). An easy and effective way to analyze the strengths and weaknesses of our competitors’ perceptions uses a model of perceptions.

Evaluation of their messaging, reviews/social media comments made by customers as well as primary opinion research among their customers will provide you with a “received view” and an indication of what brand strategy each of our competitors is pursuing.

Step 3: Determine Your Primary and Secondary Target Audiences

Branding is inherently about focus and having a differentiated point of view and purpose. Generic or unbranded products and services are, by definition, undifferentiated and compete largely on functional variables like price and availability. Mindset plays an important role here because we look for people who like and share in the “why” of our brand.

It is helpful to go through the exercise of developing customer profiles, or personas, that bring to life whom you are targeting. Start by identifying demographic variables like age, sex, education and profession and then layer in psycho-social variables like hobbies, motivators, favorite brands, personality traits, life philosophy, etc.

Step 4: Build Out Your Brand Strategy

To give guidance and structure to your brand, it helps to have a strategic brand platform that articulates your brand's vision and mission, how you want to differentiate your brand from competitors, and the perceptions you want to own in your target audience's minds. Putting these in writing and having everyone understand and agree is critical to building and maintaining a strong brand.

Step 5: Develop A Compelling Brand Narrative/Story

Storytelling is powerful because it has been the primary method of connecting people with ideas and knowledge since time immemorial. Stories do more than communicate, they build familiarity and trust. They elicit emotion. And they are surprisingly efficient at conveying complex and abstract ideas.

People understand stories easily and remember them better than general or abstract information. People retell stories more readily and easily than recite other learned information. Accordingly, the strongest and most successful brands are good at telling compelling and interesting stories that bestow meaning and relevance upon those brands.

Step 6: Create a Brand Identity

Once the brand story has been crafted, it's time to build an identity for your new brand or refresh the identity of your existing brand. This includes the name, logo, and brand voice. Make sure to share the brand strategy with whoever is designing our new brand identity and develop a creative brief that provides further guidance to the creative development process, including examples we admire as well as creative directions we would find counterproductive if not objectionable.

Step 7: Live the Brand

Finally, it's not enough to develop a new brand identity and expect that it will become great without a whole lot of effort. A brand is akin to a reputation: It takes a long time to build up ... and it can be damaged in an instant. The image someone has of our brand is the mental average of their last brand experience or impression and their most extreme one (good or bad).

To be successful, we must "live" the brand. That means you must authentically embody the brand strategy in everything you do. New employees must be trained on the brand. Partners must understand and contribute to the brand image. Interactions with customers must be consistent with the brand's values, promise, and pillars over the short term as well as the long term. Brand building is a life-long activity because once you stop, you are essentially "milking" the equity from the brand.

5.3 Sources of Brand Equity

Imagine you are at the grocery store, trying to decide between two different brands of cereal. One is your usual go-to, but the other is a brand you have never heard of before. Even though the ingredients and nutritional information are virtually identical, you end up choosing your trusty old brand. Why? That's the power of brand equity at work.

Brand equity is the value a brand brings to a product or service. It is what sets one brand apart from another and makes it desirable to consumers. Understanding brand equity is crucial for any business looking to build a strong, recognizable brand.

Brand equity is the value a brand brings to a product or service beyond its functional attributes. It is the perception and emotions that people associate with a brand, which can ultimately impact their purchasing decisions. Simply put, it is what sets one brand apart from another and makes it desirable to consumers.

The importance of Brand Equity in Marketing

Brand equity is an important concept in brand marketing because it has the potential to drive significant value for a business. Strong brand equity can lead to increased customer loyalty, higher prices for products and services, and improved overall brand recognition. This, in turn, can drive growth for a business and create a competitive advantage in the marketplace. According to Edelman's report, a whopping 81% of buyers said they need to trust a brand for them to make a purchase. So, if you want your brand to grow, you need to have influence in the market.

Benefits of Building Substantial Brand Equity

There are several benefits to building strong brand equity.

1. **Increased customer loyalty:** Customers are more likely to stick with a brand they know and trust.
2. **Higher prices:** A powerful brand equity can allow a business to charge higher prices for its products and services.
3. **Improved brand recognition:** A prominent brand equity in the market can lead to improved brand recognition and greater brand awareness, making it easier for customers to find and choose your products or services.
4. **Increased credibility:** Brand equity can help build credibility for a business, making it more trustworthy and reliable in the eyes of customers.

Factors Affecting Brand Equity

1. Quality
2. Brand awareness
3. Customer experience
4. Advertising and Promotion
5. Reputation
6. Competitor activity
7. Historical context

1. Quality

The quality of a brand's products and services is a key factor in building brand equity. Customers expect high-quality products from well-established brands, and if a brand consistently delivers on this expectation, it can help build brand equity.

2. Brand awareness

Brand awareness matters in building brand equity. The more recognizable and familiar a brand is to consumers, the more likely they are to associate positive emotions and perceptions with the brand.

3. Customer experience

The sum of experiences customers have with a brand can significantly impact brand equity. Brands that provide a positive and memorable customer experience are more likely to improve brand equity.

4. Advertising and Promotion

A well-executed advertising and promotional strategy can help by creating awareness and driving positive perceptions of a brand.

5. Reputation

A brand's reputation can have a significant impact on brand equity. Brands with a positive reputation are more likely to be trusted and have stronger brand equity compared to brands with a negative reputation.

6. Competitor activity

The actions of competitors in the marketplace can also impact brand equity. Brands that can differentiate themselves from their competitors and create a unique brand position can build stronger brand equity.

7. Historical context

Historical events and circumstances can also play a role in building brand equity. For example, brands that have a rich history and a deep connection to their consumers may have stronger brand equity compared to newer brands.

5.4 Sources of Brand Equity

Brand value is built over time through a variety of sources like

1. Customer perceptions

This source of brand equity can significantly impact its brand equity. Positive perceptions, such as trust, reliability, and quality, can lead to impactful brand equity, while negative perceptions, such as poor customer service or inferior quality, can damage brand equity.

2. Brand awareness

Brand awareness is a vital source of brand equity. Brands that are well-known and easily recognizable by consumers are more likely to have unwavering brand equity.

3. Customer Loyalty

Brands that can build strong customer loyalty have a significant advantage in building brand equity. Customers who are loyal to a brand are more likely to purchase that brand's products and services, which can drive brand equity over time. Look for consumers who give you a 9 or 10 on an NPS survey.

4. Trademarks and logos

Trademarks and logos are key sources of brand equity, as they serve as visual representations of a brand and help to differentiate it from its competitors. Brands with trademarks and logos are more likely to have dominant equity.

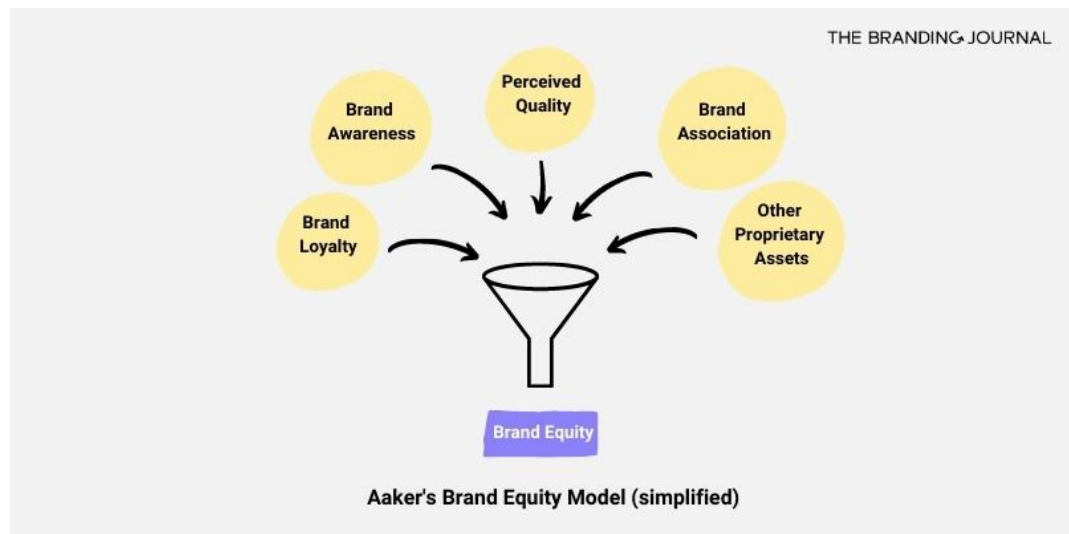
5. Customer experience

Brands that provide a positive, memorable, and consistent customer experience are more likely to build equity in the market. Ensure this by building a customer-first mindset and by training your customer-facing staff well.

6. Sponsorships and endorsements

Receiving this from well-known individuals or organizations can also contribute to brand equity. For example, a sports brand that is endorsed by a famous athlete is likely to benefit from increased brand awareness and a positive perception of the brand.

Aaker's brand equity model



Brand Awareness: It talks about how well-known the brand is in the market. This component is the foundation of building brand equity.

Brand Loyalty: How dedicated are people to your brand? Loyalty is difficult for competitors to mimic, providing the brand with time to react to the existing or upcoming competition.

Quality Perception: Is the brand known or expected to offer high-quality products? Quality over features can give a product an advantage over others, but for a limited time only.

Brand Associations: What emotions do people experience when they see the brand? This includes their split-second cognitive reaction, how good the brand makes them feel, and other extensions or differentiators.

Proprietary Rights: Brands with more patents, IP, and trading partners have an advantage over their competition.

To achieve brand equity, these components must be measurable and monitored through the right platforms. Branding must be consistent throughout the customer journey, allowing for data collection and analysis to improve customer loyalty and differentiate the brand from competitors. The Aaker Model assists organizations in crafting a brand strategy that sets their brand apart from competitors and propels it forward, through the thoughtful selection and implementation of key brand components.

Case of CISCO (B2B Brand Equity)

Cisco is a technology company that provides networking and communication solutions to businesses, governments, and other organizations around the world. They have significant brand awareness in the B2B market, as their products are well known for their quality, reliability, and innovation. The brand is associated with leadership and expertise in the technology industry, which makes it highly desirable for businesses looking to purchase networking solutions.

Cisco's brand loyalty is also very evident. Many businesses trust their products and services and rely on them for mission-critical operations, making it difficult for competitors to gain a foothold in the market. Also, Cisco has established long-standing partnerships with many organizations, further solidifying its position in the market. In terms of brand associations, Cisco is associated with trust, innovation, and expertise in the technology industry. They have invested in research and development and have a large portfolio of patents and proprietary technologies, which enhances their position in the market.

B2C Brand Equity Example

Apple's brand equity is built upon a foundation of sleek design, user-friendly interfaces, and cutting-edge technology. Consumers widely recognize Apple products, such as the iPhone, iPad,

and MacBook worldwide. The company's brand is strongly associated with innovation, creativity, and simplicity, making it a desirable choice for many consumers.

Apple has also built a powerful community of brand advocates and loyal customers globally. These customers are passionate about the brand and often promote it to friends and family, further strengthening Apple's brand equity. The company's successful marketing campaigns and product releases, as well as its focus on customer experience and satisfaction, have helped to solidify its brand equity.

Apple's brand equity has also allowed the company to expand into new markets and product categories, such as wearable technology like the Apple Watch and home automation, with roaring success. The brand's reputation and perceived value drive demand and differentiate it from competitors, contributing to the company's continued growth and success. Brand equity is an asset that helps companies differentiate themselves from their competitors and build a strong reputation in the market. Understanding and applying brand equity models, such as Keller's CBBE model and Aaker's five components model, can help companies drive brand recognition and higher value.

From Coca-Cola's strong brand personality to Apple's reputation for quality products, there are many examples of brands that hold a significant chunk of brand equity. Building brand equity takes time and effort, but the rewards are well worth it. By creating a unique brand identity and consistently delivering a high-quality experience for customers, companies can increase brand awareness, customer loyalty, and perceived value.

5.5 Building a Strong Brand

The way a company builds its brand will determine how the public perceives the business and its products. Successful brands can influence the way people perceive a company's name, story, logo, and marketing campaigns. In many cases, the brand is just as important as the quality and price of a product. When people buy a product, they are also buying into the lifestyle that the product represents.

If a company creates an exciting and memorable brand, the public will recognize its products or services more easily and have a clear understanding of the value that the goods can add to their lives. Branding is also one of the most effective ways to gain the trust of customers.

Brand Development

Brand development is the process of maintaining the quality, distinctive marketing assets, and consumer trust of a brand. Brand development is an ongoing process of serving consumers. The reality is that brand development is never "done." There are steps to brand development, but great brands revisit their brand development constantly – and everything they do is informed by the brand they want to maintain. Your brand is your business's personality, and it's always in development.

Brand development = the concept. Brand development is learning about and promoting a brand's unique traits. Branding is the tangible application of every communication method you use to promote your brand.

Steps For Brand Development

Step 1. Know your business.

Step 2. Know your audience.

Step 3. Create Your Resources.

Step 4. Manage your Brand Growth

Step 1. Know your business – Define your brand's core message.

Who is your business? Where do you stand in the industry? More importantly, what do you stand for? we need to examine two different relationships to determine our business's position in our industry. Those are: Competitors & Customers

SWOT ANALYSIS

Strengths – Where do you excel over competitors in your space? Do your customer service skills deserve an award?

Weaknesses – What advantages do other competitors have over your business? Is it a service they provide or an audience they are able to target?

Opportunities – What’s changing in your industry that you can capitalize on? What gaps exist in competitor offerings that you can plant your flag in?

Threats – What are competitors doing that can cause problems for your business?

Value Creation

Completing a SWOT analysis helps better communicate our brand message to our target audience. Although this analysis is helpful, the most important relationship to examine is between company and its target customers.

Value Creation

What problem does your product solve?

What are people currently doing to solve that problem?

Why is your product better at solving that problem than anything else?

Core Message

Examining these two relationships helps you create the core message of your business in your industry. We need to create a positioning statement. Also called market positioning, positioning statement should spell out what distinguishes our business from other businesses – and why our target customers should choose us over a competitor. Always think of the ultimate benefit we give our customers – that’s what increases the value of your brand positioning.

Brand Promise

As Harvard economist Theodore Levitt once said, “People don’t want to buy a quarter-inch drill. They want a quarter-inch hole.” What your positioning statement should not do is promise rainbows and unicorns. A positioning statement is like a brand promise – which means people expect you to make good on your promise. If our positioning statement sounds like we have all the answers, that’s what people will expect from our business.

Step 2. Know your audience – identify and research your target customers.

Part of your brand development is knowing your audience well enough to send good, targeted content – like blogs or ads – that helps them. Many brands think they know who their audience is or create buyer personas to try and pinpoint them. But buyer personas get you stuck thinking of whom you want your audience to be – not actually who they are.

Step 3. Create your resources – spread brand awareness.

Actual branding starts here. To develop your brand, you need to outline specific branding guidelines and create content to promote your business. Take your customer analysis, competitor analysis, and online review info to create your brand positioning message. Then, use that positioning message to create branding materials for your business.

4. Manage your brand growth – track your progress

The fourth step in the brand development process is tracking. A brilliant brand development plan means nothing if you can’t tell what kind of impact it has on your business. You need to consider things like:

What’s happening with your search traffic?

Has the volume of your web visitors increased?

Are people sharing your brand on social media?

How many new leads were generated?

How to build a brand

1. Determine your target audience.
2. Position your product and business.
3. Define your company's personality.
4. Choose a logo and slogan.

1. Determine your target audience

The first step in building a brand is determining your target audience. To create your preferred client base: Determine who is most likely to buy the product. Consider several factors like age, gender, location, and income to create a demographic. If, for example, you are planning to sell expensive and fashionable eyewear, your target audience could be middle- to high-income earners under the age of 40. However, if your product is a new sports drink, your audience will most likely be athletes.

Consult available sales statistics and data. This information will be helpful in providing you with valuable information concerning the shopping habits of consumers. Statistics could also help you decide whether your company's product will appeal to a certain demographic. For instance, statistics could show that millennials tend to be very price-conscious and prefer buying products online. If needed, you can also gather your own statistical data by means of surveys or contact a marketing firm to gather data on your behalf.

Study similar companies. You can learn from established companies that offer similar products or services. Try to gather more information about how they create marketing campaigns targeted toward certain groups that buy their products the most. Compare different companies' data to develop a thorough understanding of their brands.

Talk to your target market. Consider engaging with people who fit your company's ideal client profile to determine what their likes and needs are, as well as what brands appeal to them and why. You can create a more detailed outline of exactly what your customers want.

2. Position your product and business

Positioning a business involves deciding how to distinguish its products or services from other similar offerings in the marketplace. To do so, you first need to gather as much information as you can about your company's direct competition, such as details about their products, prices and markets, as well as their marketing strategies. Try to determine possible shortcomings in their products, services or areas in the market that are not satisfying, and use this information to your advantage.

After you have investigated your competition, you should develop a unique selling proposition. A USP is a concise statement that tells clients what the company is offering. Your USP should highlight the features of your product that make it unique and add value for clients.

3. Define your Company's Personality

To a large extent, a brand conveys the business' identity. An important step in building a brand, then, involves determining the company's personality. Apart from a company's products and services, its target audience will also help establish its personality. If your target audience is cycling enthusiasts, you would most likely want active customers.

Deciding on your company's personality will require creative brainstorming with other members of the branding team. You can start the process by thinking of the company as a person. For instance, if the company is a backpacker, you could describe what this person looks like and how they act. The use of descriptive words such as "traveler," "independent," "revolutionary" or "fun" will help you and the branding team to verbalize your abstract thoughts.

4. Choose a Logo and Slogan

An effective logo can make your brand visually appealing, while a successful slogan can help customers remember your product.

Logo: A logo conveys the image and personality of a brand. You may want to consult with a professional designer or brand agency during this process to ensure that your logo is tasteful, effective, and well-crafted. A professional designer will advise you on things like font, color, logo size, iconography, and general design. They will also help you to design a logo that reflects or complements your brand name.

Slogan: A slogan is a short, catchy phrase that you can employ during marketing campaigns to give your brand an extra edge. It's not a permanent feature of your brand, so you can adjust and change it for new marketing campaigns. For example, if you sell snorkeling gear, your slogan could be, "Get the best view under the seas."

5.6 Four Pillars of Brand Equity

To begin the brand-building process, it is essential to consider the brand resonance model. The Brand resonance model describes how to create compelling, active loyalty relationships with customers and does so by building a brand in a sequence of steps. This model considers brand positioning and the way it affects what consumers think, feel, do, and how they resonate or connect with a brand. Brand resonance refers to the relationship that a consumer has with the product or service and how well they can relate to it. Simply put, resonance is the intensity of a customer's emotional connection with the brand and their ability to consider the brand when they have a similar need to fulfill.

Brand Resonance Pyramid Model

The brand resonance model works hand-in-hand with the four steps of brand building. The four stages are as follows:

Step 1: Brand Salience

Step 2 : Performance and Imagery

Step 3: Judgement and Feelings

Step 4: Brand Resonance

Step1: Brand Salience

In this step, it is crucial to establish your identity and ask yourself as the brand, "who are you?" Here a brand needs to "ensure identification of the brand with customers and an association of the brand in their customer's minds with a specific product class, product benefit, or customer need." Salience means that something is important and relevant. Therefore, brand salience implies that we recognize the brand, and it is relevant to us. Brand salience is the measurement of consumer recall of the brand in different consumption situations. How persuasive is the brand's awareness? Are our consumers aware of what needs our brand can satisfy?

Step 2: Performance and Imagery

In this step, it is essential to develop your brand's meaning and to answer the corresponding question, "What are you?" It is vital to "firmly establish the totality of brand meaning in the minds of customers by strategically linking a host of tangible and intangible brand associations." In the performance and imagery step, we expect the brand to perform, and to perform well; we need to develop and communicate to our audience imagery relevant to our brand.

Brand performance describes how well the product or service meets the customer's needs. Brand imagery is used by brands to meet their needs psychologically. Brand imagery refers to more intangible aspects of a brand and allows consumers to recall their experiences and associate a brand with its products and imagery.

Step 3: Judgement and Feelings

In this step, it is important to determine your brand responses, “What about you?” “What do I think or feel about you?” The objective of the judgment and feelings steps is to “elicit proper customer responses to the brand.” In the judgment and feelings step, the consumers are developing feelings and making a judgment about our brand.

By making judgments about our brand, I mean consumers are evaluating product performance, their experience with the service, and/or making a judgment on whether they would consider our brand when needing to fulfill future needs. Everyone has an opinion, but the brand judgment stage works to ensure that consumers have a reasonable opinion of the brand. Brand quality, credibility, consideration, and superiority fall within this category, and here a brand strategizes ways to ensure consumers’ judgments are favorable.

Step 4: Brand Resonance

Finally, in this step, it is important to develop brand relationships. Important questions, “What about you and me?” “What kind of association and how much of a connection would I like to have with you?” Brand resonance is the last step in the brand resonance model. When something “resonates” with you, you understand, feel in common with, or can sense it.

Brand resonance means just that, the consumer has developed a loyalty to your brand, they resonate with it, feel connected to the brand and the community associated with the brand, enjoy the engagement, and feel attached to your brand. This is the stage of the model that all brands are ultimately trying to achieve. This is because brand resonance means brand loyalty; it means the consumers who resonate with your brand will always choose your brand first; they don’t consider competing brands to fulfill their needs.

Summary

In conclusion, the brand resonance model can be used as a roadmap and guide for building a strong brand. When developed in sequence and used accordingly, these four steps will aid in the development of a strong brand. The premise of this model is that the overall measure of a brand’s strength lies within the minds of the consumers. How our consumers think, feel, and act with respect to our brand is stronger than the products and services we provide, so be sure to focus on building strong connections with your consumers. The way consumers feel about a brand is the most important factor when building a strong brand; our products and services are just reinforcing the consumer’s thoughts and feelings about our brand.

Keywords

- Defining Customer-Based Brand Equity
- making a Strong Brand
- sources of Brand Equity
- Building a Strong Brand: the Four Steps of Brand Building

Self Assessment

- Q1. How can a company enhance customer-based brand equity?
- A. Delivering consistent and superior brand experiences
 - B. Investing heavily in advertising and promotions
 - C. Lowering the price of the product or service
 - D. Changing the brand name frequently

Q2. Which of the following factors is NOT associated with building strong customer-based brand equity?

- A. Consistent brand positioning
- B. Effective brand communication
- C. Competitive pricing strategy
- D. Superior product quality

Q3. Which stage of the customer-based brand equity pyramid represents the highest level of brand loyalty?

- A. Brand awareness
- B. Brand performance
- C. Brand judgments
- D. Brand resonance

Q4. Brand salience refers to:

- A. The uniqueness of a brand
- B. The level of awareness and recognition of a brand
- C. The emotional connection customers have with a brand
- D. The perceived quality and credibility of a brand

Q5. Which of the following is NOT a component of brand resonance?

- A. Brand loyalty
- B. Brand judgments
- C. Brand feelings
- D. Brand affordability

Q6. Which of the following is NOT a dimension of customer-based brand equity?

- A. Brand awareness
- B. Brand loyalty
- C. Brand image
- D. Brand profitability

Q7. Which component of customer-based brand equity reflects the strength of a brand's associations and beliefs held by consumers?

- A. Brand resonance
- B. Brand loyalty
- C. Brand awareness
- D. Brand image

Q8. Which of the following is a measure of brand loyalty in customer-based brand equity?

- A. Brand recognition
- B. Brand salience
- C. Brand preference
- D. Brand resonance

Q9. Which stage of customer-based brand equity represents the highest level of engagement and loyalty from customers?

- A. Brand awareness
- B. Brand resonance
- C. Brand preference
- D. Brand salience

Q10. What is customer-based brand equity?

- A. The financial value of a brand
- B. The loyalty of customers towards a brand
- C. The perception and associations customers have with a brand
- D. The market share of a brand

Q11. Which of the following is NOT a component of customer-based brand equity?

- A. Brand awareness
- B. Brand loyalty
- C. Brand positioning
- D. Brand profitability

Q12. Which factor refers to the ability of a brand to be easily recognized and remembered by customers?

- A. Brand preference
- B. Brand loyalty
- C. Brand salience
- D. Brand resonance

Q13. Brand loyalty is characterized by:

- A. Customers' willingness to pay a premium for the brand
- B. Customers' commitment to repurchase the brand
- C. Customers' emotional connection with the brand
- D. All of the above

Q14. Which of the following is NOT a benefit of strong customer-based brand equity?

- A. Higher customer loyalty
- B. Increased brand credibility
- C. Lower marketing costs
- D. Decreased brand awareness

Q15. Which of the following is NOT a dimension of customer-based brand equity?

- A. Brand awareness
- B. Brand loyalty

- C. Brand positioning
- D. Brand valuation

Answers for Self Assessment

- | | | | | |
|-------|-------|-------|-------|-------|
| 1. A | 2. C | 3. D | 4. B | 5. D |
| 6. D | 7. D | 8. C | 9. B | 10. C |
| 11. C | 12. C | 13. D | 14. D | 15. D |

Review Questions

1. How does customer-based brand equity impact the success of a company?
2. Can you describe a personal experience where customer-based brand equity influenced your purchasing decision?
3. In your opinion, what are the key factors that contribute to building strong customer-based brand equity?
4. How can companies measure and track the customer-based brand equity of their products or services?
5. Do you believe that customer-based brand equity is more important for established brands or for newly emerging brands? Why?



Further Readings

Customer-based brand equity (CBBE) is a crucial aspect of marketing and branding. It refers to the value and strength a brand holds in the minds of consumers. Understanding and building CBBE is essential for establishing a strong and successful brand. Here are five highly regarded books that delve into the subject of customer-based brand equity:

"Building Strong Brands" by David A. Aaker

David Aaker is a renowned marketing expert, and this book is considered a classic in the field. "Building Strong Brands" provides a comprehensive framework for creating and managing brand equity. It offers practical insights and strategies for building strong brands that resonate with customers, with a particular emphasis on the customer's perspective.

"Brand Equity & Advertising: Advertising's Role in Building Strong Brands" by David A. Aaker and Alexander L. Biel

This book, co-authored by David Aaker and Alexander Biel, explores the role of advertising in building and maintaining brand equity. It discusses the various aspects of advertising and its impact on customer perceptions, brand image, and overall brand equity. The book provides valuable insights into leveraging advertising to enhance CBBE.

"Kellogg on Branding: The Marketing Faculty of the Kellogg School of Management" edited by Alice M. Tybout and Tim Calkins

"Kellogg on Branding" is a compilation of articles written by leading marketing faculty at the Kellogg School of Management. It covers a wide range of branding topics, including customer-based brand equity. The book offers practical advice, case studies, and real-world examples that illustrate the principles of building and managing strong brands.

"Brand Sense: Sensory Secrets Behind the Stuff We Buy" by Martin Lindstrom

In "Brand Sense," Martin Lindstrom explores the role of sensory experiences in building customer-based brand equity. The book emphasizes the importance of engaging multiple senses to create a more powerful and memorable brand experience. It provides examples, research findings, and practical techniques for incorporating sensory elements into brand strategies.

"Brand Relevance: Making Competitors Irrelevant" by David A. Aaker

Another noteworthy book by David Aaker, "Brand Relevance," focuses on creating and maintaining brand relevance in a rapidly changing marketplace. It discusses strategies for adapting brands to evolving customer needs and preferences. Understanding and leveraging brand relevance is essential for building strong customer-based brand equity, and this book provides valuable insights on the topic.

These books offer different perspectives on customer-based brand equity and provide valuable insights and strategies for building and managing strong brands. Reading them can help deepen your understanding of CBBE and provide practical guidance for enhancing brand equity in the eyes of customers.



Web links

Link 1: "Building Customer-Based Brand Equity" - This article from MarketingProfs provides a comprehensive overview of customer-based brand equity and discusses various strategies to build strong brand equity with customers.

Link: www.marketingprofs.com/articles/2018/34453/building-customer-based-brand-equity

Link 2: "Customer-Based Brand Equity: What Is It and How Can You Build It?" - This blog post from HubSpot explains the concept of customer-based brand equity and offers practical tips on how businesses can enhance and measure their brand equity.

Link: blog.hubspot.com/service/customer-based-brand-equity

Link 3: "Measuring Customer-Based Brand Equity" - In this scholarly article published in the Journal of Consumer Marketing, the authors discuss various measurement models and techniques to assess customer-based brand equity, providing insights for researchers and marketers.

Link: www.emerald.com/insight/content/doi/10.1108/07363760410546438/full/html

Link 4: "Customer-Based Brand Equity: A Literature Review" - This research paper, published in the International Journal of Business and Management, reviews the existing literature on customer-based brand equity and offers a comprehensive analysis of the key factors and dimensions involved.

Link: www.ccsenet.org/journal/index.php/ijbm/article/view/514

Link 5: "The Role of Brand Awareness in Building Customer-Based Brand Equity" - This article, published by the American Marketing Association, focuses on the significance of brand awareness in creating and enhancing customer-based brand equity, and explores various strategies to improve brand awareness.

Link: www.ama.org/academics/Pages/The-Role-of-Brand-Awareness-in-Building-Customer-Based-Brand-Equity.aspx

Please note that the availability and content of these links may be subject to change over time.

Unit 06: Designing Marketing Programs to Build Brand Equity

CONTENTS

Objectives

Introduction

- 6.1 New Perspectives on Marketing
- 6.2 Five Steps in Permission Marketing
- 6.3 Product Strategy
- 6.4 Types of Product Strategies
- 6.5 Pricing Strategy
- 6.6 Channel Strategy

Summary

Keywords

Self Assessment

Answers for Self Assessment

Review Questions

Further Readings

Objectives

After studying this unit, you will be able to:

- understand how marketing activities in general and product, pricing, and distribution strategies in particular build brand equity.
- analyze how can marketers integrate these activities to enhance brand awareness, improve the brand image, elicit positive brand responses, and increase brand resonance.
- understand product strategy to build brand equity.
- understand pricing strategies to create brand equity.
- understand channel strategy to enhance Brand equity.

Introduction

Brand equity is the intangible asset that represents the value and strength of a brand in the marketplace. It is a vital aspect of business success as it influences consumer perceptions, loyalty, and purchase decisions. Effective marketing programs play a crucial role in building and enhancing brand equity. Building brand equity begins with a well-defined and comprehensive brand strategy. This involves clearly articulating the brand's vision, mission, values, and unique selling proposition. The marketing programs must align with these core elements to create a consistent brand identity across all touchpoints. Designing marketing programs to build brand equity is a multifaceted process that demands careful planning, creativity, and adaptability. By focusing on emotional connections, consistent branding, innovation, customer experience, and social responsibility, businesses can cultivate strong brand equity that fosters loyalty, advocacy, and sustainable growth in the competitive marketplace. As a brand's equity grows, it becomes a valuable asset that opens up new opportunities and solidifies its position as a market leader.

6.1 New Perspectives on Marketing

Introduction

The strategy and tactics behind marketing programs have changed dramatically in recent years as firms have dealt with enormous shifts in their external marketing environments: Digitalization and connectivity (through the Internet, intranet, and mobile devices). Marketers are increasingly abandoning the mass-market strategies that built brand powerhouses in the 1950s, 1960s, and 1970s to implement new approaches. Even marketers in staid, traditional industries are rethinking their practices and not doing business as usual. Creative and original thinking is necessary to create fresh new marketing programs that break through the noise in the marketplace to connect with customers. Marketers are increasingly trying a host of unconventional means of building brand equity.

New Perspectives

Marketing is an ever-evolving field that continuously adapts to the changing landscape of consumer behavior, technology advancements, and societal trends. In recent years, several new perspectives and approaches have emerged in marketing. Here are some of the key new perspectives in marketing:

Customer-Centric Marketing: This approach emphasizes understanding and catering to the needs, preferences, and expectations of individual customers. It involves using data and insights to create personalized experiences, targeted messaging, and tailored product offerings.

Experiential Marketing: Experiential marketing focuses on creating immersive and memorable experiences for customers. It goes beyond traditional advertising and engages customers through interactive events, branded installations, or virtual experiences. The goal is to build emotional connections and generate positive word-of-mouth.

Influencer Marketing: Influencer marketing leverages the popularity and influence of individuals who have a significant following on social media. Brands collaborate with influencers to promote their products or services, tapping into their credibility and reach. This approach can be particularly effective in reaching niche audiences and building authentic connections.

Content Marketing: Content marketing involves creating and distributing valuable, relevant, and consistent content to attract and engage a target audience. It focuses on providing information, entertainment, or educational value rather than directly promoting products or services. The aim is to build trust, establish thought leadership, and drive customer loyalty.

Data-Driven Marketing: With the rise of big data and advanced analytics, data-driven marketing has become increasingly prevalent. Marketers now have access to vast amounts of customer data, enabling them to make more informed decisions, personalize campaigns, and optimize marketing strategies based on measurable insights.

Social Media Marketing: Social media platforms have become integral to marketing strategies. Social media marketing involves utilizing platforms like Facebook, Instagram, Twitter, and LinkedIn to engage with customers, build brand awareness, and drive conversions. It encompasses a range of activities, including content creation, community management, influencer collaborations, and paid advertising.

Sustainability and Purpose-Driven Marketing: With growing awareness of environmental and social issues, consumers are increasingly drawn to brands that align with their values. Sustainability and purpose-driven marketing focus on integrating environmental and social responsibility into brand messaging and practices. This approach resonates with conscious consumers and can create a positive brand image.

Mobile Marketing: With the proliferation of smartphones, mobile marketing has gained significant importance. It involves optimizing marketing strategies for mobile devices, such as mobile-responsive websites, mobile apps, location-based targeting, and mobile advertising. Mobile marketing allows brands to reach customers in real-time and deliver personalized experiences.

These new perspectives in marketing reflect the changing expectations and behaviors of consumers in the digital age. By embracing these approaches, businesses can stay relevant, build stronger relationships with customers, and drive business growth.

Personalizing Marketing

All of these approaches are a means to create deeper, richer, and more favorable brand associations. Relationship marketing has become a powerful brand-building force. It creatively creates unique associations. It reinforces brand imagery and feelings. Nevertheless, there is still a need for the control and predictability of traditional marketing activities. Models of brand equity can help to provide direction and focus to the marketing programs. One-to-one, permission, and experiential marketing are all potentially effective means of getting consumers more actively involved with a brand.

Permission Marketing

“Encourages consumers to participate in a long-term interactive marketing campaign in which they are rewarded in some way for paying attention to increasingly relevant messages.”

Anticipated

Personal

Relevant

Permission marketing can be contrasted with interruption marketing.

6.2 Five Steps in Permission Marketing

Offer the prospect an incentive to volunteer.

Offer the interested prospect a curriculum over time, teaching consumers about the product.

Reinforce the incentive to guarantee that the prospect maintains the permission.

Offer additional incentives to get more permission from the consumer.

Over time, leverage the permission to change consumer behavior toward profits.

Channel Strategy

The manner by which a product is sold or distributed can have a profound impact on the resulting equity and ultimate sales success of a brand. Channel strategy includes the design and management of intermediaries such as wholesalers, distributors, brokers, and retailers.

Channel Design

Direct channels: Selling through personal contacts from the company to prospective customers by mail, phone, electronic means, in-person visits, and so forth

Indirect channels: Selling through third-party intermediaries such as agents or broker representatives, wholesalers or distributors, and retailers or dealers.

Push and Pull strategies

By devoting marketing efforts to the end consumer, a manufacturer is said to employ a pull strategy.

Alternatively, marketers can devote their selling efforts to the channel members themselves, providing direct incentives for them to stock and sell products to the end consumer. This approach is called a push strategy. Two such partnership strategies are retail segmentation activities and cooperative advertising programs.

Retail segmentation: Retailers are “customers” too

Cooperative advertising

A manufacturer pays for a portion of the advertising that a retailer runs to promote the manufacturer’s product and its availability in the retailer’s place of business.

Web Strategies

Advantages of having both a physical “brick and mortar” channel and a virtual, online retail channel The Boston Consulting Group concluded that multichannel retailers were able to acquire customers at half the cost of Internet-only retailers, citing a number of advantages for the multichannel retailers.

6.3 Product Strategy

Product strategy refers to the long-term plan and approach a company adopts to develop, position, and manage its products or services in the market. It involves making decisions about what products to create or enhance, which customer segments to target, how to differentiate from competitors, and how to achieve business objectives.

A solid product strategy takes into account various factors, including market analysis, customer needs, competitive landscape, technology trends, and organizational capabilities. Here are some key elements and steps involved in developing a product strategy:

Market Analysis: Understand the market landscape, including industry trends, customer needs, and emerging opportunities. Conduct market research, analyze customer feedback, and identify gaps or underserved areas.

Define Objectives: Clearly articulate the goals and objectives the product strategy aims to achieve. These could include revenue targets, market share growth, customer acquisition, or expansion into new markets.

Target Market and Customer Segmentation: Identify the specific customer segments or target market that the product strategy will focus on. Define the characteristics, preferences, and needs of these customers to tailor the product offering accordingly.

Positioning and Differentiation: Determine how the product will be positioned in the market to stand out from competitors. Identify unique selling points, key features, and benefits that differentiate the product from alternatives.

Product Roadmap: Develop a roadmap that outlines the planned product enhancements, new features, or expansions over a defined time period. This roadmap aligns with the overall product strategy and provides a clear direction for product development.

Resource Allocation: Allocate necessary resources, including budget, talent, and technology, to execute the product strategy effectively. Determine the required investments and prioritize initiatives based on strategic importance.

Competitive Analysis: Assess the competitive landscape to understand the strengths and weaknesses of competitors' products. Identify opportunities to gain a competitive advantage and anticipate potential challenges or threats.

Pricing and Revenue Model: Determine the pricing strategy and revenue model that aligns with the product strategy and customer value proposition. Consider factors such as production costs, market demand, and competitive pricing.

Go-to-Market Strategy: Define how the product will be launched and marketed to the target customers. Develop marketing plans, sales strategies, and distribution channels to reach the intended audience effectively.

Metrics and Evaluation: Establish key performance indicators (KPIs) and metrics to measure the success of the product strategy. Regularly evaluate performance against these metrics and make necessary adjustments to optimize results.

It's important to note that product strategy is an ongoing process that requires continuous evaluation and adaptation as market dynamics change and new opportunities arise. Flexibility and agility are key in responding to customer feedback, competitive pressures, and evolving market trends.

Unit 06: Designing Marketing Programs to Build Brand Equity

To create innovative and beloved products, companies have to understand their buyers, identify the problems they want to solve, and then develop and launch the solution successfully. An important part of the process: having a product strategy that integrates different aspects of product development and serves as a compass for brand development.

Product strategy is the overarching plan explaining what our business aims to achieve with a product or feature. It includes how – to plan to create the product, how it will impact buyers, and how it helps achieve business goals. MIT guides the ideation, creation, and launch of your product. Though some products – such as the microwave and super glue – happen accidentally, most successful products have an underlying, high-level product strategy to back it up.

Product Strategy Framework Components

A product strategy often includes three core components:

1. market vision
2. product goals
3. product initiatives.

1. Market Vision

The market vision includes two aspects: The target audience and the business opportunity. It highlights how we plan to position the product and how it compares to competitors. Our vision should also explain how we plan to deliver a competitive offer that solves customers' problems.

A software company that creates a product management tool, like Asana or Trello, might include the following in its market vision:

Audience: executive-level product managers

Product Positioning: an intuitive, easy-to-use interface for less technologically savvy users

Competition: existing products are unspecialized, clunky, and hard to use.

2. Product Goals

When measuring the success of a strategy, you need time-bound, measurable goals. For example, set a goal of having a customer retention rate of 97% or driving \$50m+ in revenue in three years. A goal addresses a specific problem and aims to solve it, usually with a tangible way of measuring progress.

3. Product Initiatives.

Alongside specific goals, our product strategy should have a complementary big-picture component. The initiative should explain our company's focus and areas of investment. For example, we might set an initiative to improve the responsiveness of an app. Unlike a goal, an initiative involves complex planning that brings together multiple stakeholders to achieve long-term success, often spanning the entire product life cycle.

Consider a company that creates time management software. When crafting their product strategy, they might include:

Market Vision: Create time management tools for senior managers in the software-as-a-service industry by providing an intuitive, easy-to-use interface – unlike competitors with clunkier software.

Product Goal: Maintain a retention rate of 98% in the first year.

Product Initiative: Improve the product's user experience and interface.

An artificial intelligence writing startup might have the following components in its product strategy:

Market Vision: Create an easy-to-use AI writing tool for small-business owners looking to save money on SEO and content creation – unlike competitors with unfocused writing tools.

Product Goal: Acquire 500 users in the first three months.

Product Initiative: Measure and optimize marketing campaigns promoting the AI tool.

The company's market vision explains both its audience and its differentiating factor. Similarly, their goal of acquiring a certain number of users goes hand in hand with their initiative – optimizing their product's marketing.

The Importance of Having a Product Strategy

A product strategy gives teams direction – a maximum of product teams reported wishing they had a clearer vision and purpose. It can also help our company increase collaboration, improve communication, and create better products.

1. Communicates Organizational Goals
2. Defines Your Product's Place in the Market
3. Enables the Creation of a Product Roadmap

1. Communicates Organizational Goals

A product strategy centers different stakeholders – including customer service, marketers, salespeople, and engineers – on one goal. Although product managers, engineers, and developers may handle the day-to-day aspects of executing a product strategy, other departments need to know the product's direction. For example, marketing and sales need to understand the most valuable features to create targeted promotions and advertisements.

2. Defines Your Product's Place in the Market

It's near impossible to serve everyone in a market – and many startups fail because they misread market demand. A product strategy helps set us apart from competitors because it answers the why behind our product. Creating a detailed plan forces us to spend time thinking about how to differentiate it from our rivals.

3. Enables the Creation of a Product Roadmap

As a result of creating a product strategy, set goals – both big-picture and specific ones.

use them as the basis for a detailed product roadmap. Since organizations waste resources due to ineffective product management, a solid product strategy optimizes that process.

6.4 Types of Product Strategies

- **Cost Strategy:** Creating the best product for the lowest possible cost. This strategy works well in industries where customers put little thought into purchases, such as household cleaning products or toothbrushes
- **Differentiation Strategy:** Creating a product with a unique, standout feature. This can include a never-before-seen feature on a product or creating a product with whacky branding.
- **Focus Strategy:** Creating a product that targets one specific buyer persona. This means focusing all your energy on a small set of people. You end up creating highly personalized products that gain significant brand loyalty.
- **Quality Strategy:** Creating a product only using high-quality materials. This strategy naturally targets customers who have limited concern for price. To them, the quality or prestige justifies the high price – such as a luxury handbag.

- **Service Strategy:** Creating a product complemented by high-quality customer service. Though the product still has to meet customer needs, this strategy leverages effective customer service to help build brand loyalty.

6.5 Pricing Strategy

Price strategy refers to the plan and approach a business adopts to set the prices of its products or services. It involves determining the optimal pricing levels to achieve specific objectives, such as maximizing profit, increasing market share, or maintaining a competitive position. A well-designed price strategy takes into account various factors, including costs, customer demand, competition, and market conditions. Here are some commonly used price strategies:

Cost-Based Pricing: This strategy involves calculating the total cost of producing a product or delivering a service and adding a markup to determine the selling price. It ensures that costs are covered and a desired profit margin is achieved.

Market-Based Pricing: With this strategy, prices are set based on the prevailing market conditions, including customer preferences, competitor prices, and overall industry trends. The goal is to align prices with the perceived value of the product or service in the market.

Value-Based Pricing: This approach focuses on the value that customers derive from a product or service rather than the costs involved. Prices are set based on the perceived value to customers, taking into account factors such as quality, performance, features, and benefits.

Penetration Pricing: This strategy involves setting relatively low prices initially to enter or gain market share quickly. It aims to attract customers with a competitive price and then potentially raise prices once a foothold is established.

Skimming Pricing: Skimming involves setting high initial prices for innovative or unique products to capitalize on early adopters and customers willing to pay a premium. Over time, the price is gradually lowered to attract more price-sensitive customers.

Psychological Pricing: This strategy takes advantage of customers' psychological tendencies by setting prices that end in specific digits, such as \$9.99 or \$19.95, to make them appear lower than they are. It exploits the perception that the price is significantly lower than the next whole number.

Bundle Pricing: Bundle pricing involves offering multiple products or services together as a package at a discounted price compared to purchasing them individually. It encourages customers to buy more items and provides value through cost savings.

Promotional Pricing: This strategy involves offering temporary price reductions, discounts, or special offers to stimulate demand, attract new customers, or increase sales volume. Examples include seasonal sales, buy-one-get-one-free promotions, or limited-time discounts.

It's important for businesses to carefully consider their target market, competitors, and overall business goals when developing a price strategy. Flexibility and periodic review of pricing strategies are also crucial to adapt to changing market conditions and customer preferences.

One of the quickest, easiest, and most popular ways for brands to compete is price. However, price competition is a recipe for problems. Short-term pricing promotions deliver short-term results, but over time, those pricing promotions could drive sales down. Price is just one part of brand value and purchase decisions. The challenge for marketers is finding the right price point to achieve maximum sales without damaging consumers' perceptions of the brand's overall value. Any brand can compete on price.

The fundamental rule of pricing tells us that the price charged for a product must match the value consumers perceive that they get when they purchase that product. That's where effective branding can allow "premium" branded products to sell at a premium price. The market will bear that price and consumers willingly pay it because they perceive the value the high-end brand delivers to be worth the high price tag.

Successful brands don't rely on pricing alone, but that doesn't mean pricing strategy isn't important. On the contrary, striking the right balance between profits, brand value, and consumer perceptions of the brand is an ongoing process. Pricing is just as important to brand equity as other differentiators because it is a source of meaning and identity. A solid pricing strategy can have a positive effect on brand equity, while a poor strategy can do the opposite.

The various types of pricing strategies include premium pricing, discounted or competitive pricing, cost-based pricing, introductory or penetration pricing, everyday low pricing, and bundle or bulk pricing. Finding the right pricing strategy is vitally important for the brand equity of your business.

Discounted Pricing

Businesses usually adopt a strategy of differentiation or price leadership. Differentiation works for companies operating in luxury or niche markets, while price leadership works for discount stores. The effect of a discount or competition pricing strategy can create an image of second-rate products, which could have a negative effect on the brand's equity. For example, Europe's leading low-cost airline, Ryanair, created new routes to smaller airports to save on landing fees, which serve areas not covered by traditional airlines. This alienated some customers but gained brand equity for the company in other target markets.

Everyday Low Pricing

This pricing strategy is the official positioning of most grocery store chains. Walmart successfully follows this strategy, which is imitated by stores in other countries. The chain's approach of profitable and sustainable price differentiation has become a winning strategy and created significant brand equity, positioning the company as a low-price, high-value retailer. In addition, brands that successfully move into developing markets with many less affluent customers, such as China and India, have their brand equity directly affected by the affordability of their products to the target market.

Power of Pricing

Pricing at both ends of the strategy spectrum can affect brand equity in different ways. Premium pricing is the principle of setting a high price point to reflect the product's exclusivity and quality. With niche brands, such as Chanel, Mercedes Benz or Rolex, the price is an aspect that the customers of the brand enjoy.

It adds meaning and value to their purchase and sets the product apart from its competition. This makes the pricing strategy an important and integral aspect of the product's brand equity. If the product doesn't have any other strong differentiators, however, lower prices are likely to sell better than more expensive ones. Different brands were considered the best value for the price, depending on the respondents' countries. For example, in India, eight of the top 10 brands were considered good value, which is defined as both desirable and cheaper.

In China, however, Starbucks charges the same price for its coffee as it does in the United States. This has resulted in the brand being considered an aspirational or luxury brand, so its premium pricing strategy has contributed to boosting its brand equity in this case.

6.6 Channel Strategy

Channel strategy refers to the plan and approach a company or organization uses to reach and distribute its products or services to its target customers through various channels. A channel refers to the medium or platform through which products or services are made available to customers, such as direct sales, online marketplaces, retail stores, distributors, or a combination of these.

Developing an effective channel strategy involves considering factors such as the target market, customer preferences, competitive landscape, product characteristics, and overall business objectives. Here are some key elements to consider when formulating a channel strategy:

Target Market Analysis: Understand your target market's demographics, preferences, and purchasing behavior. Identify their preferred channels of engagement and buying habits.

Channel Selection: Determine which channels are most suitable for reaching your target market effectively. This could include direct sales, online platforms, retail stores, or a mix of channels.

Channel Partnerships: Evaluate potential partners such as distributors, wholesalers, or retailers who can help you reach your target market. Assess their capabilities, reputation, and alignment with your brand values.

Unit 06: Designing Marketing Programs to Build Brand Equity

Channel Integration: Ensure seamless integration and coordination among various channels to provide a consistent and unified customer experience. This may involve integrating online and offline channels or establishing partnerships with complementary businesses.

Channel Performance Monitoring: Continuously monitor and evaluate the performance of each channel, tracking metrics like sales volume, customer satisfaction, and profitability. Use this data to make informed decisions and optimize your channel strategy.

Channel Conflict Management: Minimize conflicts and competition between different channels by establishing clear roles, responsibilities, and guidelines for each channel partner. Maintain open communication and address any conflicts that arise promptly.

Channel Innovation: Stay abreast of emerging technologies and trends that can enhance your channel strategy. For example, leveraging e-commerce platforms, social media, or mobile applications to expand your reach and engage with customers.

Customer Feedback and Adaptation: Regularly gather customer feedback through surveys, reviews, and other channels. Use this feedback to refine your channel strategy and adapt to changing customer needs and preferences.

Remember, the optimal channel strategy may vary depending on the nature of your business, industry dynamics, and target market. It's essential to regularly reassess and adapt your channel strategy to stay competitive in the ever-evolving marketplace.

A channel strategy is a vendor's plan for moving a product or a service through the chain of commerce to the end customer. In the business-to-business (B2B) world, a channel strategy aims to provide the best way to expose a company's products or services to potential customers. A company with a simple product that is easy for a customer to install and requires little support may focus on web sales or retail sales via brick-and-mortar stores as its channel strategy.

On the other hand, a company with a complex product that requires expertise to properly implement and calls for a high level of support to ensure a positive customer experience may turn to value-added resellers (VARs) or systems integrators (SIs) Managed Service Provider (MSP) as its channel strategy.

In a broader context, a channel strategy may be a component of a business's go-to-market strategy. The go-to-market approach typically defines a business's target market, determines the buyer (IT manager vs. C-level executive, for example), outlines the product's value proposition and sets forth the channel strategy.

Types of Channel Strategies

Product manufacturers and service providers have a number of channel options from which to choose.

1. Direct sales

The simplest approach is the direct channel in which the vendor sells directly to the customer. The vendor may maintain its own sales force to close deals with customers or sell its products or services through an e-commerce website. Direct selling via catalog represents another possibility, although this business has been largely subsumed by e-commerce.

2. Indirect Sales

Vendors can also pursue sales via indirect channels involving one or more intermediaries. Indirect sales models include retail, which can involve selling through a physical store or an online e-tailing company. In addition, vendors can sell through VARs, companies that bundle a vendor's product or service with other products and services to provide an overarching solution for customers.

The vendor-to-VAR-to-customer channel is sometimes referred to as a one-tier distribution channel strategy. In two-tier distribution, the vendor sells to a distributor, which, in turn, provides the vendor's products and services to a network. In addition to retailers, VARs, and distributors, managed service providers (MSPs), consultants, SIs, original equipment manufacturers (OEMs), independent software vendors (ISVs), wholesalers, and distributors may also serve as channel partners. A vendor pursuing indirect channels will often create a partner program to manage relationships with its business allies.

3. Consumer Sales

Businesses selling to consumers, as opposed to B2B vendors, may take a somewhat different channel strategy approach, in which direct and indirect sales typically have different meanings. In multichannel marketing, for example, companies may create direct channels, such as catalogs, direct mail pieces, or email campaigns, and/or indirect channels in which they hope to attract buyers through websites or social media.

4. Omnichannel

With omnichannel marketing, meanwhile, a business tries to provide buyers with a seamless shopping experience, regardless of whether the buyer is shopping online from a desktop or mobile device, placing an order on a telephone, or visiting brick-and-mortar stores. Although these sales and marketing tactics are often associated with consumer sales, B2B companies may also use channels such as direct mail and social media when attempting to land business customers.

How to Create a Channel Strategy

When devising a channel strategy, a vendor must make decisions about which channel or channels to use and the types of partners it will seek to cultivate. The appropriate strategy can vary from one product or service to another. A vendor that builds a channel strategy around both direct and indirect sales channels, however, must take care to avoid channel conflict.

Channel partners will soon become disgruntled if a vendor's direct sales force competes with them for customer business. Thus, a channel strategy may involve market segmentation. For example, a vendor could target only large enterprises with its direct sales force, while reserving small and midsize businesses for its channel partners.

Summary

Building brand equity is crucial for businesses as it helps establish a strong brand identity, loyalty among customers, and competitive advantage. Start by clearly defining your brand's vision, mission, values, and unique selling propositions. Identify what sets your brand apart from competitors and how you want your target audience to perceive your brand. Maintain consistency in brand elements such as logo, colors, typography, tagline, and tone of voice across all marketing channels and touchpoints. Consistency helps build recognition and reinforces your brand identity.

Craft clear and compelling brand messaging that conveys your brand's value proposition and resonates with your target audience. Use consistent messaging across all marketing materials, including advertisements, social media posts, website content, and customer communications. Leverage social media platforms to engage with your audience, build relationships, and amplify your brand messaging. Regularly share content, respond to comments, and encourage user-generated content to foster a sense of community and loyalty.

Remember, building brand equity is an ongoing process that requires consistency, innovation, and a deep understanding of your target audience. By implementing these strategies and constantly evolving your marketing programs, you can strengthen your brand and create a valuable asset for your business.

Keywords

- Designing Marketing Programs to Build Brand Equity: new perspectives on marketing
- Product Strategy
- Pricing Strategy
- Channel Strategy

Self Assessment

Q1. Which of the following is NOT a step in designing marketing programs to build brand equity?

- A. Conducting market research
- B. Defining a target audience
- C. Creating a compelling brand message
- D. Reducing product quality to lower costs

Q2. What is the primary goal of designing marketing programs to build brand equity?

- A. Increasing market share
- B. Maximizing short-term profits
- C. Building long-term brand loyalty
- D. Achieving immediate sales growth

Q3. Which of the following is an example of a brand-building marketing program?

- A. Offering discounts and promotions to increase sales
- B. Launching a social media campaign to engage customers
- C. Focusing on price reductions to gain a competitive advantage
- D. Using aggressive advertising tactics to target competitors

Q4. How can companies use customer insights to design effective marketing programs?

- A. By ignoring customer feedback to maintain brand consistency
- B. By understanding customer needs and preferences
- C. By replicating competitors' marketing strategies
- D. By relying solely on intuition and guesswork

Q5. Which element of the marketing mix is crucial for building brand equity?

- A. Product
- B. Place
- C. Promotion
- D. Price

Q6. What is the role of brand positioning in designing marketing programs?

- A. To create unique selling propositions
- B. To increase production efficiency
- C. To lower product costs
- D. To target new market segments

Q7. Which of the following is a key factor in designing effective marketing programs?

- A. Duplicating competitors' strategies
- B. Prioritizing short-term sales over long-term brand building
- C. Consistency in brand messaging and visual identity

D. Ignoring customer feedback and preferences

Q8. How can companies leverage social media in their marketing programs to build brand equity?

- A. By posting irrelevant content to increase engagement
- B. By outsourcing social media management to external agencies
- C. By engaging with customers and fostering brand advocacy
- D. By limiting social media presence to prevent negative feedback

Q9. Which approach is effective for designing marketing programs to build brand equity across international markets?

- A. Implementing a one-size-fits-all strategy
- B. Adapting marketing programs to local cultures and preferences
- C. Ignoring cultural differences and focusing on price competitiveness
- D. Relying on machine learning algorithms for marketing decisions

Q10. What role does customer relationship management (CRM) play in designing marketing programs?

- A. CRM is irrelevant to building brand equity
- B. CRM helps in identifying potential customers
- C. CRM enables personalized marketing communications
- D. CRM focuses solely on transactional data analysis

Q11. Which of the following is an example of a co-branding marketing program?

- A. A company partnering with a charitable organization for a cause-related campaign
- B. A company expanding its product line to include new variations
- C. A company lowering its prices to compete with a rival brand
- D. A company launching an aggressive advertising campaign

Q12. How can companies measure the success of their marketing programs in building brand equity?

- A. By solely focusing on short-term sales figures
- B. By conducting customer satisfaction surveys
- C. By relying on competitors' market share data
- D. By ignoring the need for performance evaluation

Q13. Which marketing strategy aims to build brand equity by targeting a specific niche market?

- A. Mass marketing
- B. Undifferentiated marketing
- C. Concentrated marketing
- D. Differentiated marketing

Unit 06: Designing Marketing Programs to Build Brand Equity

Q14. Which of the following is a benefit of designing marketing programs to build brand equity?

- A. Decreased customer loyalty and repeat purchases
- B. Increased customer trust and loyalty
- C. Reduced need for product innovation
- D. Lower marketing costs due to decreased brand awareness

Q15. What is the role of brand consistency in designing marketing programs?

- A. To confuse customers and create intrigue
- B. To cater to different customer segments simultaneously
- C. To reinforce brand associations and build recognition
- D. To constantly change brand messaging for a variety

Answers for Self Assessment

- | | | | | |
|-------|-------|-------|-------|-------|
| 1. D | 2. C | 3. B | 4. B | 5. A |
| 6. A | 7. C | 8. C | 9. B | 10. C |
| 11. A | 12. B | 13. C | 14. B | 15. C |

Review Questions

1. How can a company effectively incorporate storytelling into its marketing programs to enhance brand equity?
2. In your opinion, what role does customer engagement play in designing marketing programs that build brand equity?
3. What are some key considerations when selecting brand ambassadors or influencers to promote a company's products or services in marketing programs aimed at building brand equity?
4. How can a company strike the right balance between consistency and innovation in its marketing programs to build and maintain brand equity?
5. In your view, what are the most important metrics or indicators to measure the success of marketing programs designed to build brand equity, and why?



Further Readings

1. "Building Strong Brands" by David Aaker: This book provides comprehensive insights into building and managing brand equity. It covers topics like brand identity, brand positioning, brand extensions, and brand architecture, all essential elements of designing marketing programs.
2. "Kellogg on Branding" edited by Alice M. Tybout and Tim Calkins: This book offers a collection of essays by marketing professors from Northwestern University's Kellogg School of Management. It covers various aspects of branding, including brand strategy, brand equity measurement, and brand communication, providing valuable guidance for designing effective marketing programs.

3. "The Brand Gap" by Marty Neumeier: This book presents a concise and practical approach to brand building. It emphasizes the importance of design and creativity in developing strong brands. It offers valuable insights into creating compelling marketing programs that bridge the gap between business strategy and design.
4. "Positioning: The Battle for Your Mind" by Al Ries and Jack Trout: While not exclusively focused on brand equity, this book is a classic in the field of marketing and brand positioning. It provides valuable lessons on how to position your brand in the mind of consumers, which is essential for designing marketing programs that effectively build brand equity.
5. "Brand Aid: A Quick Reference Guide to Solving Your Branding Problems and Strengthening Your Market Position" by Brad VanAuken: This book offers practical advice and solutions for common branding challenges. It covers topics such as brand positioning, brand strategy, brand communication, and brand portfolio management, providing useful insights for designing marketing programs that enhance brand equity.

These books provide a solid foundation in designing marketing programs to build brand equity. They cover a range of topics from brand strategy to brand positioning and offer valuable insights and practical guidance for marketers and brand managers.



Web Links

1. "Building Brand Equity: A Guide for Marketers" - This comprehensive guide by HubSpot provides an overview of brand equity and offers practical advice on how to design marketing programs to strengthen and build brand equity.
Link "Building Brand Equity: A Guide for Marketers" - HubSpot Blog: <https://blog.hubspot.com/marketing/build-brand-equity>
2. "The Importance of Branding and How It Builds Customer Loyalty" - This article by Investopedia explores the significance of branding in building customer loyalty and brand equity. It discusses various marketing strategies that can help enhance brand equity.
Link "The Importance of Branding and How It Builds Customer Loyalty" - Investopedia: <https://www.investopedia.com/articles/personal-finance/041415/importance-branding-and-how-it-affects-your-business.asp>
3. "Creating a Successful Brand-Building Strategy for Your Business" - This article by Neil Patel provides insights into creating an effective brand-building strategy. It discusses key components of brand equity and offers tips on designing marketing programs to strengthen brand perception and loyalty.
Link "Creating a Successful Brand Building Strategy for Your Business" - Neil Patel: <https://neilpatel.com/blog/brand-building-strategy/>
4. "Brand Building 101: How to Build, Manage, and Market a Strong Brand" - This guide by Sprout Social covers the fundamentals of brand building and offers practical steps to create a strong brand through marketing programs. It emphasizes the importance of consistency, customer experience, and storytelling in building brand equity.
Link "Brand Building 101: How to Build, Manage, and Market a Strong Brand" - Sprout Social: <https://sproutsocial.com/insights/brand-building/>
5. "Building Brand Equity: 5 Steps to Creating a Strong Brand" - This article by Medium

Unit 06: Designing Marketing Programs to Build Brand Equity

provides a step-by-step approach to building brand equity. It discusses key strategies for developing a strong brand identity and offers insights into designing marketing programs that foster brand loyalty and trust.

Link "Building Brand Equity: 5 Steps to Creating a Strong Brand" - Medium:
<https://medium.com/@MagnusGroup/building-brand-equity-5-steps-to-creating-a-strong-brand-9fc5f6df8a3d>

Unit 07: Designing and Implementing Branding Strategies

CONTENTS

Objectives

Introduction

7.1 Brand Architecture

7.2 Brand Hierarchy

7.3 Designing a Branding Strategy

Summary

Keywords

Self Assessment

Answers for Self Assessment

Review Questions

Further Readings

Objectives

After studying this unit, you will be able to:

- After studying this unit, you will be able to:
- understand components required for Brand Architecture.
- Understand Brand Hierarchy
- understand the process of designing a Branding Strategy

Introduction

Branding strategies play a vital role in the success of any business. A well-crafted and implemented branding strategy helps a company create a unique identity, establish an emotional connection with its target audience, and differentiate itself from competitors. Branding goes beyond just logos and slogans. It encompasses the overall perception and reputation of a company, product, or service in the minds of consumers. It's how people feel and think about the brand when they encounter it. Successful branding can lead to customer loyalty, increased brand equity, and ultimately, higher sales and profits. Once the branding elements are defined, consistency is key. All communication, whether it's marketing materials, advertisements, or social media posts, should reflect the brand's identity and message. Measuring the success of branding strategies is essential to assess their effectiveness and make necessary improvements. Designing and implementing effective branding strategies is a dynamic and multi-faceted process. A well-crafted branding strategy not only helps businesses establish a strong presence in the market but also fosters long-term customer loyalty and advocacy. By understanding the brand's identity, target audience, and market dynamics, and implementing a cohesive and consistent approach, businesses can create a powerful and lasting brand that resonates with consumers and drives success in the competitive business landscape.

7.1 Brand Architecture

Brand architecture refers to the way a company's brands and sub-brands are organized and structured within its overall brand portfolio. It involves the strategic arrangement and relationships between different brands and their association with the parent company.

There are several types of brand architecture models that companies may adopt based on their business goals, market positioning, and product/service offerings. Here are some common brand architecture strategies:

Corporate Brand Architecture: In this model, the company's corporate brand is the primary focus, and all products and services are marketed under a single master brand. Examples include Apple, Google, and Coca-Cola. This approach leverages the reputation and equity of the corporate brand to promote all offerings.

Umbrella Brand Architecture: Under this model, the company establishes an umbrella brand that serves as the main identity and is associated with a wide range of products or services. Sub-brands may be created within the umbrella brand to represent different product categories or business units. Procter & Gamble (P&G) is a classic example, with sub-brands like Pampers, Gillette, and Tide.

Endorsed Brand Architecture: In this approach, the corporate brand endorses or supports various individual brands. Each brand has its own distinct identity, but it is connected to the corporate brand for credibility and association. Examples include Marriott International (with brands like Marriott, Sheraton, and Ritz-Carlton) and Unilever (with brands like Dove, Axe, and Lipton).

House of Brands Architecture: This model involves the creation of multiple independent brands, each with its own identity, positioning, and marketing strategy. The corporate brand may not be prominently displayed or associated with the individual brands. An example is The Coca-Cola Company, which owns various brands like Coca-Cola, Sprite, Fanta, and Dasani.

Hybrid Brand Architecture: This approach combines elements from different brand architecture models based on the company's needs. It may involve a mix of endorsed brands, sub-brands, and standalone brands, depending on the product/service offerings and market dynamics.

The choice of brand architecture depends on factors such as brand recognition, customer perception, competitive landscape, and the company's overall marketing and growth strategies. Companies may also consider brand extensions, acquisitions, and partnerships when determining their brand architecture.

Corporate Brand

The highest level of the brand hierarchy is the corporate brand. This is the main company/corporate brand. For instance, we commonly refer to Mercedes cars as part of the brand Mercedes. But the corporate brand of Mercedes is Daimler AG. Daimler is the over-arching corporate brand to other family brands under it.

Family Brand

The next lower level in the hierarchy is the family brand. It is also known as the 'range brand' or the 'umbrella brand'. It is called the 'family' brand because it may have a range of products under it, but it is not a corporate brand. For instance, Mercedes-Benz Cars & Vans, and Daimler Trucks and Buses are the family brands to Daimler AG. Then under Mercedes-Benz Cars, they have various classes and cars. Many times, firms may not have a corporate brand over them. In such a case the corporate brand level and family brand level collapse as one. A very famous example of this is Apple Inc. It is the corporate brand and family brand for itself since: It has no corporate brand and It has a range of products under it.

Individual Brand

Individual brands are linked only to a single product category. This doesn't mean it has only one product. It can have multiple product versions, models, colors, etc. For instance, the Mercedes family brand has individual brands like the SL class and GLC class. So, the SL class is one individual brand below the family brand - Mercedes.

Product Modifier and Descriptor

The product modifier and descriptor are the smallest and lowest part of the brand hierarchy. It helps customers identify the various products under the individual brand. For instance, under the SL Class individual brand, there are various models like – 63 AMG, 65 AMG Roadster, etc. These models are the product descriptor. They are not further subdivided, but they give more information about the product model and help customers differentiate between models of the same individual brand.

How to Create a Brand Hierarchy

Brand hierarchy strategies are created when you begin to engage with multiple product lines. In such a situation it becomes stressful for a business to manage the diverse range of products, and it becomes confusing for customers. Brands also tend to take heavily passionate decisions and release distinctive ranges of products but execute the management poorly.

Have a look at Sony for example. Sony has not been able to ace the tech industry despite its exceptional quality. This is largely because it uses the same corporate brand for all its products whether mobiles, cameras, digital books, toys, and even its music label. Creating a blueprint for your brand hierarchy is not as hard as it may seem. Here are 3 simple steps to help you build your brand hierarchy:

Identify Product Groups

Determine Your Levels

Creating The Brand at Each Level

Identify Product Groups

Begin with identifying what are the products or services that your brand is offering. Ask yourself the question – Can these products be separated and segregated into categories? The first step is all about analyzing your current brand structure. To do so, you can analyze what your employees and consumers find confusing about your product range. When your brand's name comes up are they too confused about what you sell? Based on this analysis divide all individual products into broader categories. For example, if you are Procter and Gamble. Your product lines are – detergent, grooming products, baby care products, etc.

These are far too diverse and so you must create a brand hierarchy.

Determine your Levels.

Now that you know about your product categories, you need to determine how many levels you want to divide the products on. To determine your levels, make use of two principles:

1. Principle of Simplicity
2. Principle of Clarity

Creating the Brand for Each Level

Your brand hierarchy is coming alive. You have separate brand categories ready to be launched. But before you complete this, you need to plan your branding strategies for the brand at each level.

Brand architecture refers to the way in which a company organizes and structures its portfolio of brands, sub-brands, and products. It involves the strategic arrangement and relationship between different brands within a company's portfolio. The specific features of brand architecture can vary depending on the company and its objectives, but here are some common elements and considerations:

Brand Hierarchy: Brand architecture typically includes a hierarchical structure that outlines the relationships between different brands within a company. This hierarchy can be categorized into various levels, such as corporate brand, master brand, sub-brands, and product brands.

Corporate Brand: The corporate brand represents the overall identity, values, and reputation of the company. It often serves as the umbrella brand that encompasses multiple products or sub-brands within the portfolio.

Master Brand: In some cases, companies have a master brand that represents a specific product category or a dominant brand within the portfolio. The master brand may have its own unique identity and positioning, separate from the corporate brand.

Sub-brands: Sub-brands are brands that exist under the corporate or master brand but have their own distinct identities and target markets. They may focus on specific product lines or cater to different customer segments. Sub-brands can have varying degrees of independence and association with the parent brand.

Product Brands: Product brands are individual brands associated with specific products or services. They can operate independently or be linked to the corporate or master brand, depending on the brand architecture strategy. Product brands may have their own unique positioning and visual identity.

Brand Extension: Brand architecture also considers the extension of existing brands into new product categories or markets. This involves leveraging the equity and recognition of established brands to introduce related offerings, creating a coherent brand portfolio.

Brand Relationships: The relationships between different brands within the architecture can take different forms. They may be endorsed by the corporate or master brand, connected through a visual or verbal identity, or operate completely independently.

Consistency and Coherence: An important aspect of brand architecture is maintaining consistency and coherence across the entire brand portfolio. This includes visual elements such as logos, typography, and color schemes, as well as messaging, tone of voice, and brand values.

Flexibility and Scalability: Brand architecture should be designed to accommodate future growth and changes within the company's portfolio. It should allow for the addition of new brands, sub-brands, or product lines while maintaining a clear and manageable structure.

Consumer Perception: Brand architecture should consider how consumers perceive and interact with the brand portfolio. It aims to create clarity and facilitate brand recognition, making it easier for consumers to understand the relationship between different brands and products.

It's important to note that brand architecture is a strategic decision that varies depending on the specific goals, structure, and nature of the company. Different companies may employ different brand architecture strategies based on their industry, target market, and desired brand positioning.

7.2 Brand Hierarchy

A brand hierarchy is the systematic branching structure of a brand's distinctive elements for its sub-products. When companies begin to diversify their products, with new products and different positioning schemes, they graph a brand hierarchy to help with the identification of their products and services.

A brand hierarchy helps inculcate vital brand elements and modifications within the products. For example, think of Amazon. Amazon provides e-books services, e-shopping services, AI products, etc. But people do not refer to Amazon for all this at once. They refer to Amazon Kindle or Amazon Prime or other hierarchies that Amazon has developed. These hierarchies contain distinctive elements through their name, logo, and brand identity that helps differentiate between the products as well as reduces confusion for customers.

As the name suggests, brand hierarchy is a hierarchical structure. It constitutes multiple levels. These levels start from the corporate brand to the family brand, to the individual brand, and lastly to the modifier and descriptor.

Brand hierarchy refers to the arrangement and structure of a company's brands within its portfolio. It outlines the relationships between different brands and their positioning in the market. The hierarchy helps companies manage and leverage their brands effectively, ensuring consistency and clarity in brand communication and consumer perception. Here are the typical levels in a brand hierarchy, starting from the top:

Corporate/Parent Brand: This is the overarching brand that represents the entire company. It is usually the most prominent and well-known brand associated with the organization. Examples include Coca-Cola, Apple, or Google.

Subsidiary Brands: These are brands that are owned by the parent company and operate as separate entities. They may have their own distinct brand identities but are still associated with the corporate brand. Subsidiary brands may be created to target specific market segments or industries. For instance, Procter & Gamble owns several subsidiary brands such as Gillette, Pampers, and Olay.

Family Brands: Family brands are a group of related products or services that are marketed under a common brand name. These brands share a similar identity and benefit from the reputation and recognition of the parent brand. Examples include the Volkswagen Group, which includes various automobile brands like Volkswagen, Audi, Porsche, and Lamborghini.

Individual Brands: Individual brands are distinct brands that have their own unique identities and are not directly associated with the parent brand or other brands within the portfolio. Each brand in this level typically targets a specific market segment or offers a particular product/service category. Examples include Nestlé's KitKat, Maggi, and Nescafé, which operate independently but fall under the Nestlé corporate brand.

Product Brands: Product brands are the most granular level in the brand hierarchy. These brands represent specific products or product lines within an individual brand's portfolio. They may carry their own unique names, logos, and visual identities but are ultimately associated with the parent brand. For example, Nike has various product brands like Air Jordan, Nike Air Max, and Nike Pro.

It's important to note that brand hierarchies can vary across different companies and industries. Some companies may have a simpler hierarchy with fewer levels, while others may have more complex structures with additional levels or variations. The specific hierarchy depends on the company's branding strategy, market positioning, and product/service offerings.

A brand hierarchy is the systematic branching structure of a brand's distinctive elements for its sub-products. When companies begin to diversify their products, with new products and different positioning schemes, they graph a brand hierarchy to help with the identification of their products and services. A brand hierarchy helps inculcate vital brand elements and modifications within the products.

For example, think of Amazon. Amazon provides e-books services, e-shopping services, AI products, etc. But people do not refer to Amazon for all this at once. They refer to Amazon Kindle or Amazon Prime or other hierarchies that Amazon has developed. These hierarchies contain distinctive elements through their name, logo, and brand identity that helps differentiate between the products as well as reduces confusion for customers.

As the name suggests, brand hierarchy is a hierarchical structure. It constitutes multiple levels. These levels start from the corporate brand to the family brand, to the individual brand, and lastly to the modifier and descriptor.

Brand hierarchy refers to the structure and arrangement of brands within a company's portfolio. There are various types of brand hierarchies that companies can adopt, depending on their strategic objectives and product/service offerings. Here are some common types of brand hierarchies:

Corporate Brand Hierarchy:

Monolithic Branding: In this type, the company uses a single brand name for all its products and services. For example, Virgin Group.

Branded House: Here, the company uses its corporate brand as the dominant brand for all its offerings. For example, Google with its various products like Google Search, Google Maps, etc.

Individual Brand Hierarchy:

House of Brands: This hierarchy involves a company that owns multiple individual brands, each with its own separate identity and positioning. For example, Procter & Gamble (P&G) owns brands like Tide, Gillette, Pampers, etc.

Endorsed Brands: In this type, the corporate brand endorses or associates itself with the individual brands, but the individual brands have their own separate identities. For example, Marriott International with brands like Marriott Hotels, Sheraton, and Ritz-Carlton.

Product Line Hierarchy:

Family Branding: In this hierarchy, a company uses the same brand name for multiple related product lines. For example, Microsoft Office with products like Word, Excel, PowerPoint, etc.

Range Branding: Here, a company uses different brand names for different product lines within its portfolio. For example, Nestlé with brands like KitKat, Nescafé, Maggi, etc.

Geographical Hierarchy:

Global Branding: This hierarchy involves using the same brand name and positioning worldwide. For example, Coca-Cola.

Local Branding: In this type, companies use different brand names and adaptations for different regions or countries. For example, Unilever with brands like Dove, Omo, and Rexona, which have different names in various countries.

It's important to note that companies can have hybrid brand hierarchies, combining elements from multiple types to suit their specific needs and strategies. The choice of brand hierarchy depends on factors such as brand equity, target audience, market dynamics, and competitive positioning.

Brand hierarchy refers to the arrangement and organization of brands within a company's portfolio. It helps define the relationships and positioning of various brands in a way that maximizes the company's overall brand strategy and value. The features of brand hierarchy can include:

Corporate/Parent Brand: This is the top level of the brand hierarchy and represents the overarching identity of the company. It is typically the name under which the company operates and is often synonymous with the company's reputation and values.

Subsidiary/Divisional Brands: These are brands that operate under the umbrella of the corporate brand but have their own distinct identities. They may focus on specific product lines, target different customer segments, or operate in different markets. Subsidiary brands often have their own brand names, logos, and positioning.

Product Brands: These are individual brands that represent specific products or services offered by the company. Product brands can have their own unique identities and are often marketed and positioned independently from the corporate brand. They may target specific customer needs or market segments.

Brand Extensions: Brand extensions occur when a company uses an existing brand name to launch new products or enter new markets. This strategy leverages the equity and recognition of an established brand to support the success of new offerings. Brand extensions can help create a cohesive brand portfolio and reinforce the association of quality and values with the parent brand.

Brand Endorsed/Co-Branding: In some cases, brands may collaborate or enter into partnerships, resulting in brand-endorsed or co-branding arrangements. This occurs when two or more brands join forces to create a new product or service, leveraging the strengths and recognition of each brand to enhance the appeal and credibility of the offering.

Brand Architecture: Brand architecture refers to the overall structure and organization of the brand portfolio. It defines the relationships between different brands and the degree of independence or interdependence within the brand hierarchy. Brand architecture can be categorized into various models, such as monolithic (all brands carry the corporate name), endorsed (corporate brand endorses product brands), or freestanding (each brand operates independently).

Brand Positioning: Each brand within the hierarchy occupies a distinct position in the market and is targeted at specific customer segments. Brand positioning involves defining the unique value proposition, personality, and competitive advantage of each brand to differentiate it from competitors and resonate with its target audience.

It's important to note that brand hierarchies can vary significantly depending on the company and industry. The above features provide a general framework, but the specific implementation and structure may differ from one organization to another.

Corporate brand: Fiat

Family brands: Abarth, Alfa Romeo, Chrysler, Dodge, Fiat, Jeep, Maserati, etc.

Individual brands: Jeep Compass, Maserati Gran Turismo, Chrysler 300, etc.

Descriptors: Jeep Compass sport plus, Maserati Gran Turismo Sport, etc.

Corporate brand – Mondelez International

Family brands – Cadbury, LU biscuits, Nabisco, etc.

Individual brands – Dairy Milk, 5 Star, LU Prince, Oreo, etc.

Descriptors – Dairy Milk Crackle, Dairy Milk Silk, Oreo Strawberry, etc.

Corporate brand: PepsiCo Inc.

Family brands: Pepsi, Frito-Lay, Yum, Quaker, etc.

Individual brands: Diet Pepsi, Lay's, Pizza Hut, Taco Bell, Lipton, Tropicana, etc.

Descriptors: Doritos Cheese, Lays Classic, Lipton Lemon, etc.

7.3 Designing a Branding Strategy

A brand hierarchy is the systematic branching structure of a brand's distinctive elements for its sub-products. When companies begin to diversify their products, with new products and different positioning schemes, they graph a brand hierarchy to help with the identification of their products and services. A brand hierarchy helps inculcate vital brand elements and modifications within the products.

For example, think of Amazon. Amazon provides e-books services, e-shopping services, AI products, etc. But people do not refer to Amazon for all this at once. They refer to Amazon Kindle or Amazon Prime or other hierarchies that Amazon has developed. These hierarchies contain distinctive elements through their name, logo, and brand identity that helps differentiate between the products as well as reduces confusion for customers.

Designing a branding strategy involves creating a comprehensive plan to establish and promote your brand in a way that aligns with your business goals and resonates with your target audience. Here are some key elements to consider when designing a branding strategy:

Define Your Brand: Clearly articulate your brand's purpose, values, mission, and unique selling proposition. Identify your target audience and understand their needs, preferences, and behaviors.

Brand Identity: Develop a strong brand identity that includes your logo, color palette, typography, and visual elements. Ensure consistency across all touchpoints to create a cohesive brand image.

Brand Messaging: Craft a compelling brand message that communicates your value proposition and resonates with your target audience. Develop key messages, taglines, and brand stories that convey your brand's personality and differentiate you from competitors.

Brand Voice: Define your brand's tone and style of communication. Establish guidelines for written and verbal communication to maintain a consistent brand voice across all channels.

Brand Guidelines: Create brand guidelines that outline the visual and verbal elements of your brand. These guidelines should include logo usage, color schemes, typography, imagery styles, and tone of voice to ensure consistency in all brand communications.

Brand Experience: Identify the touchpoints where customers interact with your brand, such as your website, social media, packaging, customer service, and physical locations if applicable. Ensure a positive and consistent brand experience at each touchpoint.

Targeted Marketing Channels: Determine the most effective marketing channels to reach your target audience. This could include digital channels like social media, search engine marketing, content marketing, email marketing, or traditional channels like print, television, radio, and events.

Content Strategy: Develop a content strategy that aligns with your brand and engages your target audience. Create valuable and relevant content across various formats such as blog posts, videos, podcasts, infographics, and social media posts.

Brand Positioning: Differentiate your brand from competitors by identifying a unique positioning in the market. Highlight what makes your brand special and emphasize those aspects in your marketing messages.

Consistency and Monitoring: Continuously monitor and evaluate your branding efforts to ensure consistency and effectiveness. Collect feedback from customers and analyze data to make informed adjustments and improvements to your branding strategy.

Remember, a branding strategy is an ongoing process that requires constant evaluation and refinement. Stay flexible and adapt to market trends, customer feedback, and changes in your business environment to keep your brand relevant and impactful.

Steps to help you design a brand:

Designing a brand involves creating a cohesive and recognizable identity that communicates your company's values, personality, and offerings to your target audience. Here are some steps to help you design a brand:

Define Your Brand Strategy: Start by clarifying your brand's purpose, vision, mission, and values. Understand your target audience and how you want to position your brand in the market. Identify your unique selling points and competitive advantages.

Conduct Market Research: Understand your industry, competitors, and target audience. Analyze market trends, consumer preferences, and brand perception. Identify gaps and opportunities that your brand can leverage.

Create a Brand Persona: Determine the personality and tone of voice you want your brand to convey. Consider attributes such as friendliness, professionalism, innovation, or reliability. This persona should align with your target audience's preferences and expectations.

Develop a Brand Name: Choose a name that reflects your brand's identity, is memorable, and resonates with your target audience. Ensure that the name is available as a domain name and doesn't infringe on any trademarks.

Design a Logo: Your logo is a visual representation of your brand and should be unique, simple, and memorable. Consider working with a professional graphic designer to create a logo that encapsulates your brand's personality and values.

Choose Brand Colors and Typography: Select a color palette that represents your brand's identity and evokes the desired emotions. Choose typography that aligns with your brand's personality and is legible across different mediums.

Develop Brand Messaging: Craft a compelling brand message and tagline that effectively communicates your value proposition and resonates with your target audience. Create consistent messaging across all brand touchpoints.

Design Visual Elements: Develop a visual identity system that includes elements such as icons, illustrations, patterns, and imagery. Ensure that these elements are consistent with your brand's personality and align with your overall design aesthetic.

Create Brand Guidelines: Document your brand's visual and verbal guidelines in a brand style guide. This guide should provide instructions on logo usage, color codes, typography, imagery styles, and tone of voice. It ensures consistency across all brand communications.

Implement Your Brand Across Touchpoints: Apply your brand consistently across all customer touchpoints, including your website, social media profiles, packaging, marketing collateral, and customer interactions. Ensure that your brand is recognizable and cohesive across different platforms.

Evolve and Adapt: As your brand grows and evolves, periodically review and refine your brand strategy, visual elements, and messaging to ensure they remain relevant and aligned with your business goals and target audience.

Remember, building a strong brand takes time and consistency. It's essential to invest in your brand identity and maintain a consistent presence to establish trust and recognition among your audience.

Designing a branding strategy involves several key principles that help create a strong and cohesive brand identity. Here are some essential principles to consider:

Research and Understanding: Conduct thorough research to understand your target audience, market trends, competitors, and your own organization's strengths and weaknesses. This foundation will inform your branding decisions.

Define Brand Purpose and Values: Clearly define your brand's purpose and values. What does your brand stand for? What unique value does it offer? Ensure that your branding strategy aligns with these core elements.

Unit 07: Designing and Implementing Brand Strategies

Target Audience Identification: Identify your target audience or customer personas. Understand their needs, preferences, and aspirations. This knowledge will guide your branding efforts to resonate with and attract the right audience.

Brand Positioning: Determine how you want your brand to be perceived in the market. Identify your unique selling proposition (USP) and position your brand accordingly. Differentiate yourself from competitors by highlighting what sets you apart.

Brand Identity Development: Create a consistent and memorable brand identity. This includes designing a logo, selecting appropriate colors, typography, and visual elements that reflect your brand's personality, values, and target audience preferences.

Brand Messaging: Develop a clear and compelling brand message that communicates your brand's value proposition and resonates with your target audience. Craft consistent messaging across various touchpoints, including taglines, slogans, and brand stories.

Consistency and Coherence: Maintain consistency in all aspects of your brand, including visual identity, messaging, tone of voice, and customer experience. Consistency builds trust and recognition, making your brand more memorable.

Integration Across Channels: Ensure your brand strategy is seamlessly integrated across all communication channels, including online and offline platforms. Consistent branding across channels reinforces brand recognition and strengthens your brand's impact.

Emotional Connection: Aim to establish an emotional connection with your audience. Craft experiences and messaging that evoke positive emotions and resonate with your customers on a deeper level. Emotional connections foster brand loyalty.

Adaptability and Flexibility: Keep your brand strategy adaptable and open to evolving market dynamics. Monitor feedback, consumer behavior, and industry trends, and be willing to adjust your branding strategy accordingly.

Long-Term Perspective: Branding is a long-term endeavor. Plan for the future and consider how your branding strategy will support your business goals and evolve over time. Avoid short-term fads and focus on building a sustainable brand.

Remember, designing a successful branding strategy requires a holistic approach that considers the interplay between your brand's purpose, identity, messaging, and target audience. Regularly assess and refine your strategy to ensure its effectiveness and relevance in a dynamic market landscape.

Summary

Designing and implementing brand strategies involves a systematic approach to building and managing a brand's identity, positioning, and communication to achieve specific business objectives. Start by understanding the purpose of your brand and the values it stands for. This involves identifying the unique qualities, mission, and vision of your brand that differentiate it from competitors. Clearly define your target audience and create buyer personas that represent your ideal customers. Understand their needs, preferences, and behaviors to tailor your brand strategy accordingly. Conduct a thorough analysis of your industry, market trends, and competitors. Identify gaps, opportunities, and areas where your brand can differentiate itself.

Design a visual identity system that represents your brand's personality and values. This includes creating a logo, selecting a color palette, typography, and defining the overall brand aesthetic. Ensure consistency across all brand touchpoints, such as packaging, website, marketing materials, and social media profiles. The business landscape is constantly changing, so it's essential to adapt your brand strategy accordingly. Stay updated on industry trends, consumer behavior, and emerging technologies. Regularly review and refine your brand strategy to ensure it remains relevant and aligned with your business objectives. Remember, designing and implementing brand strategies is an ongoing process that requires consistent effort and adaptation. By investing time and resources into building a strong brand, you can create a competitive advantage and foster long-term customer loyalty.

Keywords

- brand architecture
- brand hierarchy
- designing a branding strategy

Self Assessment

Q1. What is the primary purpose of brand architecture?

- A. To establish brand guidelines for visual identity
- B. To create a hierarchical structure for brand portfolio management
- C. To develop marketing strategies for brand positioning
- D. To design brand logos and taglines

Q2. Which brand architecture strategy involves creating separate brand identities for different product lines or business units?

- A. Monolithic branding
- B. Endorsed branding
- C. Sub-branding
- D. House of brands

Q3. What is the main characteristic of a monolithic branding strategy?

- A. All products or services carry the same brand name
- B. Each product or service has its own unique brand identity
- C. Multiple brands are endorsed by a parent brand
- D. Different brands operate independently under a corporate umbrella

Q4. Which brand architecture approach is commonly used by large conglomerates that own multiple diverse brands?

- A. Brand extension
- B. Branded house
- C. Hybrid branding
- D. House of brands

Q5. What is the key advantage of a branded house brand architecture strategy?

- A. Ability to target different customer segments with unique brand identities
- B. Clear brand hierarchy that promotes cross-selling and upselling
- C. Independence and autonomy for each brand under the corporate umbrella
- D. Shared brand equity and reputation across the entire brand portfolio

Q6. Which level of brand hierarchy represents a specific product or service within a brand portfolio?

- A. corporate brand
- B. Family brand

- C. Individual brand
- D. Sub-brand

Q7. What is the highest level of brand hierarchy that encompasses all products and services offered by a company?

- A. Corporate brand
- B. Family brand
- C. Individual brand
- D. Sub-brand

Q8. Which level of brand hierarchy represents a group of products or services that share a common association with a parent brand?

- A. Corporate brand
- B. Family brand
- C. Individual brand
- D. Sub-brand

Q9. Which level of brand hierarchy represents a brand that operates independently of its parent brand and has its own distinct identity?

- A. Corporate brand
- B. Family brand
- C. Individual brand
- D. Sub-brand

Q10. Which level of brand hierarchy represents the overall image and reputation of a company in the market?

- A. corporate brand
- B. Family brand
- C. Individual brand
- D. Sub-brand

Q11. Which of the following is a key element of a successful branding strategy?

- A. Logo design
- B. Target audience analysis
- C. Social media presence
- D. Product pricing

Q12. What is the primary purpose of a branding strategy?

- A. Increase sales and revenue
- B. Enhance customer loyalty and trust
- C. Improve product quality
- D. Reduce marketing costs

Q13. Which of the following is true about brand positioning?

- A. It refers to the physical location of a company's headquarters.
- B. It is the process of determining the price of a product.
- C. It involves establishing a unique and desirable position in the minds of consumers.
- D. It focuses on the promotion of a brand through advertising campaigns.

Q14. Why is consistent messaging important in a branding strategy?

- A. It helps increase brand recognition and recall.
- B. It reduces the need for marketing efforts.
- C. It minimizes the importance of customer feedback.
- D. It allows for frequent changes in brand identity.

Q15. What is the significance of conducting market research in the development of a branding strategy?

- A. It helps identify target market segments and their preferences.
- B. It eliminates the need for promotional activities.
- C. It determines the physical location of the company's headquarters.
- D. It establishes the pricing structure of the product.

Answers for Self Assessment

- | | | | | |
|-------|-------|-------|-------|-------|
| 1. B | 2. C | 3. A | 4. D | 5. D |
| 6. C | 7. A | 8. B | 9. D | 10. A |
| 11. B | 12. B | 13. C | 14. A | 15. A |

Review Questions

1. How important is market research in designing and implementing branding strategies?
2. What factors should be considered when determining the target audience for a branding strategy?
3. How can storytelling be effectively incorporated into a branding strategy to create a strong brand identity?
4. What role does consistency play in maintaining a successful branding strategy across different marketing channels?
5. How can a company measure the effectiveness of its branding strategy and adjust if needed?



Further Readings

1. "Building Strong Brands" by David A. Aaker: Aaker is a renowned branding expert, and this book provides a comprehensive framework for creating and managing successful brands. It covers brand identity, brand architecture, brand positioning,

- and brand extensions, offering practical insights and case studies.
2. "The Brand Gap" by Marty Neumeier: Neumeier offers a concise and visually engaging guide to understanding and bridging the gap between business strategy and design. This book highlights the importance of brand differentiation and provides valuable insights into creating compelling brand experiences.
 3. "Designing Brand Identity" by Alina Wheeler: Wheeler's book is a comprehensive and practical guide to developing, implementing, and maintaining a strong brand identity. It covers all aspects of branding, including research, strategy, naming, logo design, messaging, and brand extensions.
 4. "Brand Thinking and Other Noble Pursuits" by Debbie Millman: Millman compiles interviews with influential branding experts and designers, providing a collection of diverse perspectives on brand strategy. This book explores the power of brands, their impact on culture, and the role of design in building successful brands.
 5. "The Brand Flip" by Marty Neumeier: Neumeier challenges traditional branding approaches and proposes a new model for building brands in the digital age. He emphasizes the importance of customer participation, transparency, and agility in creating successful brand strategies that resonate with today's empowered consumers.

These books offer a range of perspectives on designing and implementing branding strategies, providing valuable insights and practical advice for brand managers, marketers, and designers.



Web Links

1. "Brand Strategy: A Guide to Successful Branding in 2023" - This comprehensive guide from HubSpot covers the fundamentals of brand strategy, including brand positioning, brand identity, and brand messaging. It also offers practical tips and examples. [Link: <https://blog.hubspot.com/marketing/brand-strategy-guide>]
2. "How to Create an Effective Brand Strategy for Your Business" - This article by Shopify outlines the steps involved in creating an effective brand strategy. It discusses target audience identification, brand values, brand personality, and the importance of consistency. [Link: <https://www.shopify.com/blog/branding-strategy>]
3. "The Ultimate Guide to Branding in 2023" - This extensive guide from Design Hill provides valuable insights into the process of building a strong brand. It covers various aspects such as brand positioning, brand architecture, brand naming, and brand promotion. [Link: <https://www.designhill.com/design-blog/ultimate-guide-to-branding/>]
4. "How to Build a Successful Brand Strategy: A Step-by-Step Guide" - This step-by-step guide by Lucidpress offers a detailed approach to creating a brand strategy. It emphasizes the importance of research, target audience analysis, brand differentiation, and measuring brand success. [Link: <https://www.lucidpress.com/blog/how-to-build-a-successful-brand-strategy>]
5. "The Complete Guide to Building Your Personal Brand in 2023" - While focused on personal branding, this guide from Neil Patel provides valuable insights applicable to any brand strategy. It covers topics such as defining your personal brand, building an

online presence, leveraging social media, and creating a brand story. [Link: <https://neilpatel.com/blog/complete-guide-personal-branding/>]

Please note that the content and availability of these web links may change over time.

Re

Unit 08: Managing Brand Extensions

CONTENTS

Objectives

Introduction

8.1 Brand Extension

8.2 Types of Brand Extension

8.3 Advantages of Brand Extension

8.4 Disadvantages of Brand Extension

Summary

Keywords

Self Assessment

Answers for Self Assessment

Review Questions

Further Readings

Objectives

After studying this unit, you will be able to:

- Understand the meaning, need, and impact of brand extensions.
- analyze and interpret the advantages of Brand Extensions
- understand the disadvantages of brand Extension.

Introduction

A brand extension refers to the practice of launching a new product or service under an existing brand name. It involves utilizing the reputation, recognition, and customer loyalty associated with the parent brand to enter new product categories or market segments. Managing brand extensions involves the strategic process of leveraging an existing brand to introduce new products or services into the market. It entails extending the brand's established equity and recognition to capitalize on consumer loyalty and trust. Brand extension is when a company uses one of its established brand names on a new product or new product category. It's sometimes known as brand stretching. The strategy behind a brand extension is to use the company's already established brand equity to help it launch its newest product. The company relies on the brand loyalty of its current customers, which it hopes will make them more receptive to new offerings from the same brand. If successful, a brand extension can help a company reach new demographics, expand its customer base, increase sales, and boost overall profit margins.

8.1 Brand Extension

Brand extension refers to a marketing strategy in which a company uses an established brand name to launch a new product or enter a new market segment. It involves leveraging the existing brand equity and reputation of a well-known brand to introduce new offerings that are related to the core products or services.

The purpose of brand extension is to capitalize on the positive associations and recognition that consumers have with the existing brand and transfer those attributes to the new product or market.

By doing so, companies aim to reduce the risks associated with launching a completely new brand and benefit from the established brand's customer loyalty, brand awareness, and perceived quality.

Brand extensions can take various forms, such as introducing new flavors or variations of an existing product, expanding into different product categories, targeting different customer segments, or entering new geographic markets. The success of a brand extension largely depends on how well the new product aligns with the core values and attributes of the parent brand, as well as the acceptance and perception of consumers.

When executed effectively, brand extensions can lead to increased market share, higher brand visibility, and enhanced customer loyalty. However, it is crucial for companies to ensure that the brand extension maintains consistency and relevance with the original brand, as any negative associations or dissonance can potentially harm both the parent brand and the extension.

Brand extension refers to the strategy of leveraging the existing brand equity and goodwill of a company or product to introduce new products or enter new markets. When done successfully, a brand extension can lead to increased brand awareness, customer loyalty, and overall business growth. Here are some key principles to consider when implementing a brand extension strategy:

Consistency: Maintaining consistency with the core brand identity is crucial. The brand extension should align with the values, personality, and positioning of the original brand. This ensures that consumers can easily associate the new product or market with the existing brand and its attributes.

Relevance: The brand extension should be relevant to the core brand and its target market. It should offer a logical extension of the brand's existing product line or cater to a related customer need. The new product should make sense within the context of the brand's expertise and authority.

Quality and Trust: Brand extensions must uphold the same level of quality and reliability as the original brand. Consumers should have confidence that the new product or market will deliver on the brand promise and meet their expectations. Maintaining trust is essential to prevent any negative impact on the core brand's reputation.

Differentiation: While maintaining consistency, a successful brand extension should differentiate itself from competitors in the new market. It should offer unique features, benefits, or a distinct value proposition that sets it apart from other offerings. Differentiation helps attract attention and encourages consumers to perceive the brand extension as a viable and valuable option.

Market Research: Thorough market research is essential before embarking on a brand extension strategy. This includes analyzing customer preferences, needs, and perceptions, as well as evaluating the competitive landscape. Understanding the market dynamics and potential demand for the brand extension will inform decisions regarding product development, marketing, and positioning.

Communication: Effective communication is critical to the success of a brand extension. Clear and consistent message should be conveyed to the target audience, highlighting the link between the new product or market and the existing brand. Properly communicating the benefits, features, and value of the brand extension helps build awareness and credibility.

Brand Equity Protection: A brand extension should not dilute or harm the existing brand's equity. Careful consideration should be given to avoiding potential conflicts or negative associations that could erode the trust and value built by the core brand. Brand equity protection involves strategic planning, risk assessment, and ensuring the extension complements and enhances the overall brand image.

Adaptation and Flexibility: Successful brand extensions require a degree of adaptability. The brand may need to adapt its product, messaging, or other elements to fit the new market or customer segment. Flexibility allows for experimentation, learning, and adjusting strategies based on market feedback and evolving consumer preferences.

By following these principles, companies can increase their chances of a successful brand extension that adds value to their brand, expands their market reach, and strengthens customer loyalty.

Managing brand extensions requires careful planning and execution to ensure the success and alignment of the new product or service with the existing brand. Here are some key steps and considerations for effectively managing brand extensions:

Brand Strategy: Start by defining your brand's core essence, values, and positioning. Understand what your brand stands for and how it is perceived in the market. This will serve as a foundation for evaluating potential brand extension opportunities.

Market Research: Conduct thorough market research to identify customer needs, preferences, and trends. Identify opportunities where your brand can leverage its existing equity to enter new product categories or target new customer segments.

Brand Fit: Evaluate the fit between your brand and the proposed extension. Assess whether the extension aligns with your brand's core values, strengths, and customer expectations. Ensure that the new offering complements your brand's existing portfolio without diluting its equity.

Brand Architecture: Determine the appropriate brand architecture for the extension. Choose from different options such as using the parent brand name, creating a sub-brand, or establishing a new brand altogether. The chosen architecture should reinforce the connection to the parent brand and clarify the relationship between the extension and the core brand.

Brand Messaging: Develop clear and consistent messaging that communicates the value proposition of the brand extension. Highlight how the new product or service builds upon the existing brand's strengths and delivers additional benefits to customers. Ensure that the messaging resonates with the target audience and maintains brand coherence.

Product Development: Pay close attention to product development to ensure that the extension meets quality standards and delivers on its promises. Conduct thorough testing and prototyping to refine the offering before launch. Maintain consistency in product attributes, design elements, and user experience to reinforce brand identity.

Marketing and Communication: Create a comprehensive marketing and communication plan for the brand extension. Leverage existing brand equity and awareness to introduce the extension to the target market. Utilize various channels, such as advertising, PR, social media, and digital marketing, to generate awareness and drive engagement. Craft compelling narratives that emphasize the brand's values and unique selling points.

Customer Feedback and Adaptation: Monitor customer feedback and adapt your brand extension strategy accordingly. Stay open to customer insights, reviews, and suggestions. Continuously improve the product or service based on customer needs and preferences. This iterative approach will help refine the brand extension over time.

Brand Management: Ensure consistent brand management across all touchpoints. Maintain a cohesive brand identity, including visual elements, tone of voice, and customer experience. Train employees and partners to represent the brand extension in line with the core brand's values and guidelines.

Performance Evaluation: Regularly evaluate the performance of the brand extension against predefined metrics and goals. Monitor key performance indicators (KPIs) such as sales, market share, customer satisfaction, and brand equity. Adjust your strategies as needed to maximize the extension's success. By following these steps and being mindful of your brand's core essence and customer expectations, you can effectively manage brand extensions and capitalize on new opportunities while maintaining brand coherence and loyalty.

Brand extension is a marketing strategy in which a company uses its established brand name to introduce new products or enter into new markets. There are several models or approaches that companies can adopt when implementing a brand extension strategy. Here are some commonly recognized models of brand extension:

Line Extension: This model involves introducing new products or variants within an existing product category under the same brand name. For example, a soft drink company introduces new flavors or packaging sizes under its existing brand.

Category Extension: In this model, a company extends its brand into a new product category that is related or complementary to its existing product line. For instance, a sports shoe brand launches sportswear or accessories under the same brand name.

Co-Brand Extension: Co-branding involves extending a brand by partnering with another brand to create a new product or service. This model allows both brands to leverage their respective strengths and customer bases. An example would be a luxury car brand collaborating with a high-end watch brand to create a limited-edition watch.

Franchise Extension: This model involves licensing a successful brand to third-party companies or individuals who operate within a different market or geographical area. The franchisor provides the brand name, business model, and support, while the franchisee runs the business. This model is commonly seen in industries such as fast food and hospitality.

Brand Licensing: Brand licensing is similar to franchise extension but typically involves licensing the brand for use in specific product categories. The licensor grants the licensee the rights to use the brand name and associated assets in exchange for royalties or licensing fees. This model allows the brand to enter new markets without directly managing operations.

Brand Stretching: Brand stretching refers to extending a brand beyond its original target market to a new market segment. This model aims to capture additional market share by leveraging the existing brand's reputation and equity. For example, a high-end fashion brand launching a more affordable line to target a broader consumer base.

It's important for companies to carefully evaluate each model and consider factors such as brand fit, consumer perception, market dynamics, and strategic alignment before implementing a brand extension strategy.

Brand extension is a marketing strategy in which a company uses its existing brand name and equity to introduce a new product or enter a different market segment. This strategy can help leverage the established brand identity, customer loyalty, and reputation to achieve faster acceptance and market penetration for the new offering. Here are some common techniques of brand extension:

Line Extension: This involves introducing new products within the same product category under the existing brand name. It allows companies to capitalize on their brand equity and cater to different customer preferences or needs. For example, a company that produces personal care products might introduce new variants or flavors of their existing products.

Category Extension: This technique involves leveraging the brand name to enter a new product category or market segment that is related to the existing brand. It allows companies to capitalize on their brand's reputation and customer loyalty to venture into new areas. For example, a company known for its sports apparel might expand into the footwear market.

Co-Brand Extension: In this approach, two or more brands collaborate to create a new product or service that combines their respective brand equities. It allows companies to benefit from each other's brand value and reach a wider customer base. For example, a popular fast-food chain might collaborate with a well-known beverage company to create a co-branded meal.

Brand Licensing: This technique involves granting permission to other companies to use the brand name and associated symbols or designs for their own products or services. It allows companies to generate additional revenue streams while leveraging the strength and recognition of their brand. For example, a well-known cartoon character might license its image for use on children's toys or clothing.

Brand Stretching: This technique involves extending the brand into a different market or product category that may not be directly related to the existing brand. It requires careful consideration and market research to ensure that the new venture aligns with the brand's values and doesn't dilute its equity. For example, an electronics company might extend its brand into the home appliance market.

Franchise Extension: This technique involves expanding the brand through franchising, where independent operators or franchisees use the established brand name and business model to operate their own outlets. It allows companies to rapidly expand their presence in different locations while maintaining brand consistency. For example, a successful fast-food chain might offer franchise opportunities to entrepreneurs to open new restaurants.

When implementing brand extensions, it's important for companies to conduct thorough market research, consider consumer perceptions, ensure brand fit, and maintain consistency across the new offerings. Successful brand extensions can help companies increase market share, drive revenue growth, and strengthen their overall brand equity.

A brand extension leverages the reputation, popularity, and brand loyalty associated with a well-known product to launch a new product. To be successful, there must be a logical association between the original product and the new item. A weak or nonexistent association can result in the opposite effect, brand dilution. This can even harm the parent brand. Successful brand extensions

allow companies to diversify their offerings and increase market share. They can give the company a competitive advantage over its rivals that don't offer similar products. The existing brand serves as an effective and inexpensive marketing tool for the new product.

Apple is an example of a company that has a history of effectively using a brand extension strategy to propel growth. Starting with its popular Mac computers, the company has leveraged its brand to sell products in new categories, as can be seen with the iPod, the iPad, and the iPhone. One of the goals of brand extension is to reach new customers by launching a new product with the goal of increasing growth and profits for a company. Brand extension allows companies to leverage the success of their existing branding efforts to promote a new offering rather than build a brand from scratch.

8.2 Types of Brand Extension

1. Line Extension
 2. Complementary Product extension
 3. Customer Based extension.
 4. Company expertise extension
 5. Brand Lifestyle Extension
1. **Line Extension:** A line extension is one of the most straightforward brand extension examples and involves a brand launching a product that would already be familiar to its audience. The product in this type of extension would fall in the same category as the company's current offerings, making them easy to market to their existing clients. For example, a haircare brand that has shampoos might create a line extension for new products that are for colored hair, thinning hair, or curly hair.
 2. **Complementary Product extension:** Like a line extension, a complementary product extension, also called a companion product extension, is when a brand releases a new product that complements its initial product. For example, Colgate, a toothpaste company, released toothbrushes as a new product. It's not out of the question that someone buying Colgate toothpaste in a store would also pick up a new toothbrush from an oral hygiene brand they're familiar with.
 3. **Customer-Based extension:** In this type of extension, a brand might focus on a single demographic of their clientele and expand their products based on their needs. Existing brand loyalty makes this ideal for a company that wants to offer its customers a wider range of products. Apple's dedicated and loyal customer base helps the brand continuously release products that it knows will appeal to those same clients.
 4. **Company expertise extension:** When the public deems a brand or company an expert in their industry, they might want to branch out into new offerings that still fall under their area of authority. Think of the Beats by Dre headphones. The brand became known for its stylish and quality over-ear headphones, so when the company released other products, like earbuds and speakers, customers trusted the brand's expertise in the audio field enough to be confident in purchasing the new items.
 5. **Brand Lifestyle Extension:** For a brand that relies on the lifestyle and culture it promotes, a brand extension can take an unexpected turn in terms of the category of products it offers, so long as it still fits with the brand's portrayed values or distinct way of living. Jeep's customers know the company as an outdoorsy and adventurous brand. While tents, knives, bicycles, and other camping gear releases may be a far cry from cars, they are aligned with the company's projected lifestyle.

8.3 Advantages of Brand Extension

Brand extensions refer to the practice of leveraging an existing brand name to introduce new products or services into different markets or product categories. Brand extensions offer several advantages for businesses, including:

Brand recognition and credibility: A strong and established brand name has built trust and recognition among consumers. By extending the brand to new products or categories, businesses can leverage the existing brand equity and transfer the positive associations and credibility to the new offerings. This can reduce the need for extensive marketing efforts and make it easier for consumers to try and accept the new products.

Cost and time efficiency: Developing a new brand from scratch requires significant investments in terms of time, money, and resources. However, with a brand extension, businesses can save on costs related to brand development, brand building, and promotional activities. By capitalizing on an existing brand, companies can accelerate the introduction of new products and benefit from the brand's existing reputation and customer base.

Increased customer loyalty: When consumers have a positive experience with a brand, they tend to develop a sense of loyalty and trust. By introducing new products or services under the same brand, companies can retain their existing customer base and enhance customer loyalty. Consumers are more likely to try new offerings from a brand they already trust, which can lead to repeat purchases and long-term customer relationships.

Market entry advantage: Introducing a new brand in a competitive market can be challenging. However, brand extensions can provide a competitive advantage by leveraging the existing brand's market position, reputation, and customer base. The familiarity and positive associations associated with the brand can help break through the clutter and gain a foothold in the market more easily.

Portfolio diversification: Brand extensions allow companies to expand their product portfolios and diversify their offerings without having to create entirely new brands. This diversification strategy helps reduce the risk associated with relying on a single product or category. It also allows businesses to cater to different consumer segments, target new markets, and adapt to changing consumer preferences.

Economies of scale: Brand extensions can lead to economies of scale in terms of production, distribution, and marketing. By utilizing existing resources, supply chains, and distribution networks, companies can achieve cost efficiencies and operational synergies. This can result in higher profitability and better utilization of resources.

Competitive advantage: Brand extensions can help businesses differentiate themselves from competitors by offering a wider range of products or services. It enables companies to capture additional market share, increase market penetration, and establish a stronger market presence. By leveraging their existing brand's strengths and reputation, companies can create a unique selling proposition that sets them apart from competitors.

New audience: Brand extensions can get your brand in front of new audiences, which will usually result in growing your overall customer base and increasing sales.

Financial gain: Aside from creating new opportunities to earn more money, brands also tend to save money on marketing expenses and brand management with extensions. Since customers already recognize the brand, companies won't need to spend extra money to cultivate brand awareness and can instead focus on promoting the new product itself.

Improved brand image: By leveraging a trusted brand name and persona, brands can improve perception and overall image to both existing and potential customers. Brand extensions can help to reinforce brand associations.

Brand revival: Sometimes brands need a refresh, and rolling out a new product or service can breathe new life into a business. It can also work to generate buzz or bring attention to a brand looking to reach new customers.

It's important to note that while brand extensions offer numerous advantages, they also carry risks. The success of a brand extension depends on careful market research, alignment with the brand's core values and positioning, and ensuring the new products or services meet customer expectations.

There are many reasons why brand extensions can be beneficial, so the reasons for pursuing an extension are different depending on a company's goal.

8.4 Disadvantages of Brand Extension

While brand extensions can be a valuable strategy for expanding a brand's reach and leveraging its existing reputation, there are also several potential disadvantages associated with this approach. Here are some common drawbacks of brand extension:

Dilution of brand equity: Brand extension may dilute the equity and core essence of the original brand. If the extension fails or performs poorly, it can reflect negatively on the parent brand, eroding its brand value and customer trust.

Inconsistent brand image: When a brand extends into new product categories or markets, it may face challenges in maintaining a consistent brand image across all offerings. Customers may struggle to understand or relate to the brand's positioning, leading to confusion and reduced brand loyalty.

Cannibalization: Brand extension can cannibalize sales from the original product or category. When a brand introduces new offerings that compete directly with its existing products, it risks splitting the market share and potentially eroding its own customer base.

Lack of expertise: Extending a brand into unfamiliar territories or product categories may require new expertise, resources, and capabilities. If the brand lacks the necessary knowledge or experience in the new area, it may struggle to deliver a high-quality product or service, damaging its reputation.

Consumer skepticism: Consumers may be skeptical of brand extensions, perceiving them as mere attempts to capitalize on the brand's popularity without offering real value or differentiation. This skepticism can lead to resistance and reluctance to adopt the new offerings.

Increased complexity: Brand extensions can introduce complexity into the brand portfolio and management structure. With multiple product lines or sub-brands, companies may find it challenging to allocate resources effectively, coordinate marketing efforts, and maintain consistent brand positioning.

Higher marketing costs: Launching and promoting brand extensions requires additional marketing investments. Companies may need to spend significant resources on advertising, product development, market research, and other activities to establish awareness and drive acceptance of the new offerings.

Loss of reliability: A brand extension can actually harm your brand reputation if the new offerings don't relate to or perform as well as existing offerings. Failed brand extensions can also lead to brand dilution.

Negative impact on brand image: If a brand rolls out a subpar product or service compared to its original offering, it may negatively impact the core brand's image.

Competitive barriers: It can be difficult for brand extensions to gain traction and overtake existing competitors in an oversaturated space.

It's important to note that these disadvantages are not absolute and can vary depending on the specific circumstances and execution of the brand extension strategy. With careful planning, market research, and a strong understanding of customer needs, many of these challenges can be mitigated or overcome.

While the advantages of brand extensions are worth the investment, if not done correctly, the extension can negatively affect your company. Here are a few potential disadvantages of brand extensions.

Successful Brand Extension Examples:

Numerous companies have demonstrated the power of brand extension by effectively expanding into new product categories:

Apple: Originally known for its computers, Apple successfully extended its brand to include the iPod, iPhone, iPad, and Apple Watch. Each new product built upon the reputation and user experience of the existing brand, creating a seamless ecosystem of devices.

Dove: The personal care brand Dove expanded beyond its traditional soaps and introduced a range of products, including shampoos, lotions, and deodorants. Dove's extension capitalized on its reputation for gentle, moisturizing products, resonating with consumers seeking a holistic personal care experience.

Google: From being synonymous with internet search, Google extended its brand into various domains, such as email (Gmail), productivity tools (Google Docs), and mobile operating systems (Android). This extension allowed Google to diversify its offerings while leveraging its brand's association with simplicity, innovation, and user-centric design.

Apple started as a company that makes computers but became a trillion-dollar company through calculated brand extensions. It strategically considered its existing products and market needs before introducing new products and services. As digital music files went mainstream, people needed music devices to listen to them, hence the iPod's invention. Then, the iPod evolved into the iPhone to fulfill the market need for a reliable and functional smartphone. The company further capitalized on its market saturation by releasing accessories and technologies that complement the iPhone, like Air Pods and the Apple Watch.

After successfully marketing to women for decades, Dove decided to extend its brand to include men. The personal care company created the Men's Care line and developed a marketing plan that was geared toward men while staying true to its body-positivity brand values. Men's Care was a simple brand extension that helped Dove become the most popular male skincare brand in the US.

Virgin Atlantic began in the seventies as a record store and has grown to include several subsidiaries in travel, food, hospitality, consumer goods, and more. The common denominator between all of Virgin's products was its portrayal of a lifestyle that interrupts the status quo. While this worked for some products, it didn't work for everything – Virgin Cola, for example, was a bust.

Attempting to pull its own Michelin stunt, Colgate, known for its toothpaste, attempted to jump into a new industry in the 1980s: food. Colgate inexplicably began offering frozen dinners. It failed. Its brand extension into toothbrushes, on the other hand, was very successful. Considering that toothpaste and toothbrushes make more sense together than toothpaste and lasagna, it was a much easier hill to climb.

Amazon is a great example of a brand with humble beginnings that expanded its offerings to become an industry giant. What began as an online book retailer in 1994 has transformed into a one-stop online shop. While Amazon's expanded product offerings qualify as brand extensions, its acquisitions made it the multi-billion-dollar company it is today. Today, the behemoth owns MGM, Whole Foods Market, Zappos, Audible and IMDB.

Challenges and Considerations:

While brand extension can offer significant benefits, it also presents challenges that need to be carefully navigated:

Brand Dilution: If a brand extension is poorly executed or does not align with the core values of the original brand, it can result in brand dilution. Consumers may perceive the extension as a mere attempt to cash in on the brand's success, leading to confusion and erosion of brand equity. Thus, maintaining brand integrity is crucial for successful extensions.

Fit and Relevance: A brand extension must be relevant and logical to the original brand and should resonate with the target market. It should leverage the brand's core competencies, expertise, and associations. Failure to establish a clear connection between the original brand and the extension can result in consumer skepticism and resistance.

Cannibalization and Competition: Introducing new products under the same brand may cannibalize sales from existing offerings or compete with other products in the portfolio. A thorough analysis of market dynamics, consumer demand, and potential cannibalization effects is essential to mitigate such risks.

Summary

Brand extension refers to the strategy of leveraging the equity and reputation of an existing brand to introduce new products or enter new markets. It involves using the established brand name, associations, and customer loyalty to launch a new product or service that is related to or complements the existing brand. Brand equity represents the value and strength of a brand in the marketplace. It is the result of a brand's reputation, customer perception, and associations built over time. High brand equity implies that consumers have a positive perception of the brand, leading to increased brand loyalty, willingness to pay a premium, and favorable purchase decisions.

Line extension refers to the introduction of new products or variations within an existing product line. It involves expanding the range of offerings within a particular product category while maintaining the same brand name. For instance, a soft drink brand launching new flavors or sizes within their existing range of beverages. Co-branding is a strategy where two or more brands collaborate to create a new product or service that incorporates the strengths and associations of each brand. It allows brands to leverage each other's equity and target a broader customer base. An example is when a fashion brand partners with a sports brand to create a line of co-branded apparel.

In today's fiercely competitive marketplace, companies constantly seek innovative ways to sustain growth and maintain their relevance. One such strategy that has gained prominence is brand extension. Brand extension refers to the practice of leveraging an established brand's equity and reputation to enter new product categories or target new market segments. This essay explores the concept of brand extension, its benefits and challenges, and highlights successful examples that demonstrate its effectiveness.

Brand extension presents an opportunity for companies to expand their presence, enhance customer loyalty, and drive growth. When executed thoughtfully, it can leverage existing brand equity, reduce costs, and mitigate risks associated with new product launches. However, brand extension must be approached with care, maintaining consistency, relevance, and differentiation to avoid dilution or consumer confusion. By learning from successful examples and understanding the challenges, companies can unlock the potential of brand extension and position themselves for long-term success in an evolving marketplace.

Keywords

- Brand Extension
- Advantages of Brand Extensions
- Disadvantages of Brand Extension

Self Assessment

Q1. What is a brand extension?

- A. A marketing strategy to create new products
- B. A legal document protecting a brand's identity
- C. A financial agreement with another brand
- D. A process of rebranding an existing product

Q2. Which of the following is NOT a benefit of brand extensions?

- A. Reduced marketing costs
- B. Increased brand loyalty
- C. Enhanced brand equity
- D. Decreased brand recognition

Q3. What is the primary objective of managing brand extensions?

- A. To reach new markets
- B. To establish legal rights over the brand
- C. To diversify revenue streams
- D. To decrease brand awareness

Q4. Which factor is crucial for a successful brand extension?

- A. Ignoring customer preferences
- B. Inconsistent brand positioning
- C. Utilizing brand equity
- D. Disregarding market research

Q5. What is the risk associated with brand extensions?

- A. Loss of brand reputation
- B. Increased customer loyalty
- C. Expansion into new markets
- D. Cost reduction

Q6. Which of the following is an example of a brand extension?

- A. A coffee company launching a new coffee blend
- B. A clothing brand entering the automobile industry
- C. A technology company opening a chain of restaurants
- D. A fast food chain launching a line of cosmetics

Q7. What does a brand extension leverage?

- A. Consumer preferences and market trends
- B. Competitors' products and strategies
- C. Legal rights and trademarks
- D. Marketing budgets and advertising campaigns

Q8. How does a brand extension impact brand equity?

- A. It has no effect on brand equity
- B. It increases brand loyalty but decreases brand awareness
- C. It enhances brand equity if the extension is well-received
- D. It diminishes brand equity due to market saturation

Q9. Which approach involves extending a brand to a product category related to its core offering?

- A. Line extension
- B. Category extension
- C. Brand dilution
- D. Brand licensing

Q10. Which stage of brand extension involves evaluating the potential success and fit of the extension?

- A. Concept testing
- B. Market entry
- C. Brand launch
- D. Brand growth

Q11. Which strategy involves using a well-known brand to introduce a new product in a completely different category?

- A. Brand licensing
- B. Co-branding
- C. Franchising
- D. Dual branding

Q12. How can cannibalization be minimized in brand extensions?

- A. By targeting a different customer segment
- B. By increasing marketing expenses
- C. By launching multiple extensions simultaneously
- D. By decreasing product quality

Q13. What should be the main focus when positioning a brand extension?

- A. Differentiating it from the core brand
- B. Emphasizing its connection to the core brand
- C. Separating it from the competition
- D. Reducing its reliance on the core brand

Q14. What is the significance of brand fit in brand extensions?

- A. It ensures legal compliance
- B. It reduces marketing costs
- C. It enhances customer perception
- D. It eliminates competition

Q15. What is the primary reason for conducting market research before launching a brand extension?

- A. To identify potential competitors
- B. To assess consumer preferences and demand
- C. To establish legal ownership of the extension
- D. To reduce marketing expenses

Answers for Self Assessment

1. A 2. D 3. C 4. C 5. A

- | | | | | |
|-------|-------|-------|-------|-------|
| 6. A | 7. A | 8. C | 9. B | 10. A |
| 11. B | 12. A | 13. B | 14. C | 15. B |

Review Questions

- Q1. What are the key factors to consider when managing brand extensions?
- Q2. How do you determine if a brand extension is a good fit for your existing brand?
- Q3. What strategies can be employed to mitigate the risks associated with brand extensions?
- Q4. How important is consumer perception in the success of a brand extension?
- Q5. Can you provide examples of successful and unsuccessful brand extensions and discuss the reasons behind their outcomes?



Further Readings

Here are few highly regarded books on brand extension:

1. "Building Strong Brands" by David A. Aaker:

This book by marketing expert David Aaker provides comprehensive insights into brand management and brand extension strategies. It covers topics such as brand identity, brand architecture, and how to successfully extend a brand into new product categories.

2. "Brand Portfolio Strategy" by David A. Aaker:

Another valuable book by David Aaker, "Brand Portfolio Strategy" delves into the intricacies of managing multiple brands within a portfolio. It explores the concept of brand architecture and provides frameworks for making strategic decisions regarding brand extension and brand consolidation.

3. "The Brand Gap" by Marty Neumeier:

"The Brand Gap" is a concise and visually appealing book that explores the fundamentals of branding. While it doesn't focus solely on brand extension, it provides valuable insights into building strong brands and creating meaningful brand extensions that resonate with consumers.

4. "Brand Relevance: Making Competitors Irrelevant" by David A. Aaker:

David Aaker's expertise in brand management is showcased once again in "Brand Relevance." The book emphasizes the importance of creating relevant and differentiated brands to maintain a competitive advantage. It offers guidance on extending brands in ways that align with market trends and consumer preferences.

5. "Kellogg on Branding" edited by Alice M. Tybout and Tim Calkins:

"Kellogg on Branding" is a compilation of insights from leading marketing professors at Northwestern University's Kellogg School of Management. It covers various aspects of branding, including brand extensions, and provides real-world case studies and practical advice for brand managers.

These books offer valuable perspectives and strategies for brand extension, helping marketers understand how to leverage their existing brand equity to expand into new product categories or markets successfully.



Web Links

1. "Brand Extension: The Good, the Bad, and the Ugly" - This article on Entrepreneur.com discusses the concept of brand extension, its benefits, and potential pitfalls. It provides examples of successful and unsuccessful brand extensions and offers valuable insights. [Link: <https://www.entrepreneur.com/article/241254>]
2. "The Power of Brand Extension" - This Harvard Business Review article explores the strategic advantages and risks associated with brand extensions. It highlights successful brand extension case studies and offers actionable tips for effective brand expansion. [Link: <https://hbr.org/2018/11/the-power-of-brand-extension>]
3. "Brand Extension Strategy: Definition, Types, and Examples" - The Balance Small Business website provides a comprehensive overview of brand extension, including its definition, different types, and real-world examples. This resource is suitable for those seeking a basic understanding of the topic. [Link: <https://www.thebalancesmb.com/brand-extension-strategy-definition-types-and-examples-395212>]
4. "Brand Extension: Why and How to Extend Your Brand" - This article on HubSpot delves into the reasons why companies choose to extend their brands and outlines the steps involved in successful brand extension. It also offers practical tips for marketers planning to implement brand extension strategies. [Link: <https://blog.hubspot.com/marketing/brand-extension>]
5. "Brand Extension Examples: How Successful Companies Leverage Their Brand" - This blog post on Design Hill provides a list of notable brand extension examples across various industries. It showcases how successful companies have expanded their brands to reach new markets and capitalize on their existing brand equity. [Link: <https://www.designhill.com/design-blog/brand-extension-examples/>]

Unit 09: Planning & Implementing Brand Marketing Programs

CONTENTS

Objectives

Introduction

9.1 Criteria for Choosing Brand Elements

9.2 Options & Tactics for Brand Elements

Summary

Keywords

Self Assessment

Answers for Self Assessment

Review Questions

Further Readings

Objectives

After studying this unit, you will be able to:

- understand the Criteria for Choosing Brand Elements
- Understand planning and implementing brand marketing programs

Introduction

Planning and implementing brand marketing programs are crucial steps in building a strong and successful brand presence in the market. These programs help businesses create awareness, establish a positive brand image, and ultimately drive customer loyalty and sales. In this process, careful planning, strategizing, and effective execution are key. To begin with, the planning phase involves understanding the brand's goals, target audience, and market positioning. This includes conducting market research, competitor analysis, and identifying the unique selling points of the brand. It is essential to define clear objectives and key performance indicators (KPIs) that will guide the marketing programs and measure their success.

Once the planning stage is complete, the implementation phase begins. This phase involves translating the strategic plans into actionable marketing initiatives. Throughout the entire process, effective communication, collaboration, and coordination among cross-functional teams, including marketing, sales, creative, and operations, are essential for successful implementation. By following a well-planned and meticulously executed brand marketing program, businesses can strengthen their brand equity, attract and retain customers, and drive long-term business growth.

9.1 Criteria for Choosing Brand Elements

A brand element is an immediate thing when we create a brand. This is necessary because the brand element serves to identify and differentiate the brand. A brand that does not have the brand elements can't be said as a brand. In fact, the model of customer-based brand equity also suggests that marketers should choose a name element, it aims to increase brand awareness. The name element itself includes brand names, visualization, etc.

Branding, in the most basic sense, is words and images, but it also extends much further than that. It's how you greet customers, the napkins on the table, the style of your social media updates. It's everything – tangible and intangible – that goes into the experience your customers have when they meet your business.

Brand Element

We break down your brand into the following six elements:

1. Brand voice
2. Brand identity
3. Brand promise
4. Brand values
5. Brand Targeting
6. Brand positioning

1. Brand voice

A brand voice is the consistent personality and emotion that you infuse into your company's communications. It helps to humanize your brand, showcase your values, and distinguish yourself from competitors. Your voice is your brand's steady personality that your customers know and love.

2. Brand identity

Brand identity refers to aspects of your company that are recognizable in the eyes of consumers. Brand identity includes your company's color palette, logo, and fonts/lettering, as well as how you visually present yourself on social media and through the company website. Brand identity also refers to your company's physical presentation, including how you design your packaging and other tangible aspects of your brand.

3. Brand promise

Your brand promise is all about how you articulate the unique value that your business provides customers with. This includes your company's vision and mission statements as well as your brand principles and value proposition. A brand promise sets customer expectations and holds your company accountable to meeting them. The more aligned your company's actions are with your brand promise, the more trust and loyalty you will cultivate. Here are twelve examples of compelling brand promises.

4. Brand values

Brand values are the guiding principles and beliefs that your company stands for. By articulating your values and aligning your brand with something bigger and more meaningful than yourself, your customers will see that your brand is relatable and real—and that this truth extends far beyond just your product and service offerings. Don't know where to start when it comes to identifying your brand values? This HubSpot resource on core company values is a great starting point.

5. Brand Targeting

Brand targeting means determining what segment of the market you want to reach. This includes segmenting your target market by identifying the characteristics of your target customer. This can be broken down into several components, including age, geographic location, and income level, as well as behavioral and personality traits (e.g. reason for buying the product, purchasing habits, etc). In addition, this article on market segmentation dives into the various types and provides additional insight on targeting if you're not sure where to begin.

6. Brand positioning

Finally, brand positioning refers to where your brand stands in the market in the eyes of consumers, including how your brand differs from industry competition. Positioning takes targeting a step further, and involves strategizing your marketing efforts to ensure that your

tactics are the most effective in reaching the targeted market segment. In addition to solidifying your marketing mix, brand positioning also means cultivating a brand voice that will resonate uniquely in a busy marketplace.

Criteria when determining brand elements, including:

1. Memorability
2. Meaningfulness
3. Likability
4. Transferability
5. Adaptability
6. Protectability

1. Memorability

Brand elements always have a connection with brand equity. Memorability is a necessary condition to build brand equity to achieve high brand awareness. For example, propane gas canisters' brand name Blue Rhino featuring mascot animals' powder-blue with a distinctive yellow flame is likely to remain in the minds of consumers. Brand elements that we make must be catchy and easy to recognize.

2. Meaningfulness

In addition to the brand, parts should be remembered; brand items also need to have real meaning, both descriptive and persuasive. It is hoped this meaning can influence consumers to consume these products. Description of the meaning contained can be general information on the categories and contents of the product. Specific information about attributes and benefits of the brand.

3. Likability

Brand elements are easily remembered and recognized, and meaningfulness and likability would attract offers many advantages. Besides brand elements being clear and convincing, the marketing communications section will assist in building awareness and brand equity. Also, the brand elements must also be aesthetically unpleasant.

4. Transferability

Transferability measures the extent to which brand elements increase brand equity for new products or new markets. There are several aspects to criteria like this:

First, how are brand items useful for the lines or extensions category? The usually less specific name, the easier it is to be transferred to the entire group.

Second, to see the extent to which brand elements boost brand equity across geographical boundaries and market segments. It depends on the content of the cultural and linguistic quality of the brand elements. Difficulty in translating names, slogans, and packages into other languages and cultures is also encountered by marketers who are already top, and it has become legendary over the years.

5. Adaptability

The fifth criterion for determining brand elements is adaptation. Adaptation from time to time. Changes in consumer value, or simply because of the need to keep the contemporary brand require that most of the elements be updated. Brand elements are adaptable and flexible and will be easy to

update. For example, a logo or a character can be given the look or design a new one for them to appear more modern and relevant.

6. Protectability

The last criterion when determining brand elements is the brand elements should be protected both in law and in a competitive sense. Companies should choose the brand elements that can be protected by international law, registering the name to legal entities which remain official, and defending trademarks from a competitive unauthorized breach.

Additionally, a brand must be protected from competition. If the name, package, or other attributes are easy to copy, there will be many unique names that may be missing.

Thus, when determining brand elements six criteria must be considered. Brand elements should be easy to remember and easy to recognize the first standard that is memorable. Second, the existing brand elements should be descriptive and persuasive meaning meaningfulness or significance. Brand elements should also be exciting and fun, and it aesthetically pleasing, it is the third criterion of brand elements is likable. The fourth rule is transferable where we must remember that this product will be sold not only in the region but also across geographical boundaries and cultures, so we also must consider the matter. Brand elements must also be flexible and easily updated, this is the criteria for determining which brand elements into five, namely adaptable. Recently, the brand elements created to be legally or practically legally protected.

9.2 Options & Tactics for Brand Elements

Options and tactics for brand elements refer to the various choices and strategies available to a company when designing and managing the visual and verbal components of its brand identity. Brand elements are the distinct components that make up a brand's identity, such as its logo, tagline, colors, typography, imagery, and other visual and verbal cues.

Logo Options and Tactics: Designing a unique and memorable logo that represents the brand's values and personality. Choosing between different logo styles, such as wordmarks, letter marks, pictorial marks, or abstract symbols. Exploring various color palettes, typography styles, and graphic elements for the logo.

Tagline Options and Tactics: Crafting a concise and impactful tagline that communicates the brand's key message or value proposition. Testing different tagline variations and evaluating their resonance with the target audience. Aligning the tagline with the brand's positioning and desired perception.

Color Palette Options and Tactics: Select a color palette that reflects the brand's personality and evokes the desired emotions. Exploring different color combinations and their psychological effects. Ensuring consistency in color usage across various brand touchpoints.

Typography Options and Tactics: Choosing appropriate fonts and typography styles that convey the brand's tone and voice. Experiment with different font pairings for headlines, body text, and other brand elements. Considering legibility, readability, and consistency in typography usage.

Imagery Options and Tactics: Determining the style of imagery that aligns with the brand's identity and resonates with the target audience. Deciding between photography, illustrations, or graphic elements. Developing guidelines for image selection, editing, and usage.

Verbal Options and Tactics: Establishing a consistent brand voice and tone for all written communications. Defining key messaging pillars and brand storytelling elements. Crafting guidelines for copywriting, including language style, tone, and vocabulary.

Overall, options and tactics for brand elements involve making deliberate choices in design and communication to create a cohesive and impactful brand identity that connects with the target audience and conveys the desired brand values and attributes.

Planning and implementing brand marketing programs requires careful consideration and strategic execution.

A step-by-step process is:

Unit 09: Planning & Implementing Brand Marketing Programs

1. Define brand strategy.
2. Conduct Market research.
3. Develop a Marketing Plan
4. Create a compelling Brand Messaging
5. Build brand Assets and Collateral
6. Implement Marketing Tactics
7. Monitor and Measure Results
8. Build Customer Relationships
9. Continuously Evolve and Adapt

1. Define Brand Strategy

Clarify your brand's mission, vision, and values. Identify your target audience and understand their needs, preferences, and behaviors. Determine your brand's positioning and differentiation from competitors. Set clear marketing objectives that align with your overall business goals.

2. Conduct Market Research

Gather market insights, industry trends, and competitor analysis. Identify opportunities and challenges in the market. Understand consumer behavior and purchasing patterns

3. Develop a Marketing Plan

Outline your marketing goals, strategies, and tactics. Define your budget and allocate resources accordingly. Determine the timeline and milestones for your marketing initiatives. Identify key performance indicators (KPIs) to measure success.

4. Create Compelling Brand Messaging

Develop a unique selling proposition (USP) that differentiates your brand. Craft a clear and compelling brand story that resonates with your target audience. Define your brand's tone of voice and messaging guidelines.

5. Build Brand Assets and Collateral

Design a visually appealing and consistent brand identity, including a logo, color palette, typography, and imagery. Create or update your website to reflect your brand identity and provide a seamless user experience. Develop marketing collateral such as brochures, business cards, and presentations.

6. Implement Marketing Tactics

Select appropriate marketing channels based on your target audience and budget. Execute advertising campaigns across various media channels (TV, radio, print, online, social media). Leverage content marketing strategies (blogs, videos, social media posts) to engage and educate your audience. Utilize search engine optimization (SEO) techniques to improve your brand's visibility online. Engage in influencer marketing, partnerships, and collaborations to expand your brand's reach.

7. Monitor and Measure Results

Track the performance of your marketing initiatives against defined KPIs. Utilize analytics tools to gather data on website traffic, social media engagement, conversions, and other relevant metrics. Analyze the data to gain insights into the effectiveness of your campaigns.

Adjust your strategies and tactics based on the results and feedback received.

8. Build Customer Relationships

Foster strong relationships with your customers through personalized communication and excellent customer service. Encourage customer feedback and reviews to understand their perceptions and improve your brand experience. Implement loyalty programs and incentives to encourage repeat purchases and referrals.

9. Continuously Evolve and Adapt

Stay updated on market trends and consumer preferences. Regularly review and refine your marketing strategies based on feedback and changing market dynamics. Embrace innovation and explore new marketing channels and technologies to stay ahead of the competition.

Effective brand marketing requires consistency, authenticity, and a deep understanding of your target audience. By following these steps and continuously evaluating your efforts, you can build a strong brand presence and drive long-term success.

When it comes to planning and implementing brand marketing programs, there are several options and tactics you can consider for brand elements. Here are some key areas to focus on:

1. Brand identity

Logo: Create a visually appealing and memorable logo that represents your brand.

Tagline: Develop a catchy and meaningful tagline that encapsulates your brand's essence.

Color Palette: Choose a color scheme that aligns with your brand's personality and values.

Typography: Select appropriate fonts that convey the desired tone and style.

2. Brand Messaging

Unique Selling Proposition (USP): Define your brand's unique value proposition that sets it apart from competitors.

Brand Storytelling: Craft a compelling narrative that connects with your target audience emotionally.

The tone of Voice: Establish a consistent tone that reflects your brand's personality and resonates with your audience.

3. Brand Assets

Website: Build an engaging and user-friendly website that showcases your brand and its offerings.

Packaging: Design attractive and informative packaging that aligns with your brand's identity.

Collateral Materials: Create brochures, flyers, business cards, and other marketing materials that consistently represent your brand.

4. Brand Experience

Customer Service: Deliver exceptional customer service that aligns with your brand's values.

User Experience (UX): Ensure your brand's online and offline experiences are seamless, intuitive, and enjoyable.

Brand Consistency: Maintain consistency across all touchpoints to reinforce your brand's identity and values.

5. Brand Partnerships and Collaborations

Influencer Marketing: Collaborate with relevant influencers to expand your brand's reach and credibility.

Co-branding: Partner with complementary brands to create joint marketing campaigns or products.

Unit 09: Planning & Implementing Brand Marketing Programs

Sponsorships: Support events or organizations that align with your brand's values and target audience.

6. Brand Communication Channels

Advertising: Utilize various channels such as television, radio, print, online, and social media to reach your target audience.

Public Relations (PR): Develop relationships with media outlets and utilize press releases to generate positive brand exposure.

Social Media Marketing: Leverage popular social media platforms to engage with your audience, share content, and build brand loyalty.

7. Measurement and Analysis

Set Key Performance Indicators (KPIs): Define metrics that align with your brand goals and track their performance.

Analyze Data: Use analytics tools to measure the effectiveness of your marketing programs and make data-driven decisions.

Customer Feedback: Gather feedback through surveys, reviews, and social media to understand customer perceptions of your brand.

It's essential to align all these elements with your brand strategy and consistently reinforce your brand's values and identity across all marketing initiatives. Regularly evaluate and refine your programs based on feedback and changing market dynamics to ensure long-term success.

Summary

Brand marketing programs play a crucial role in establishing and maintaining a strong brand presence in the market. These programs encompass a variety of strategies and tactics designed to promote brand awareness, shape brand perception, and drive consumer engagement. However, successful planning and implementation of brand marketing programs require careful consideration of various factors and a systematic approach. Before implementing any brand marketing program, it is essential to gather relevant market insights. Market research helps in understanding the target audience, their preferences, needs, and purchasing behaviors. It also helps identify the competitive landscape, market trends, and opportunities. By conducting thorough research, brands can tailor their marketing programs to resonate with their target audience and stand out in a crowded market.

A well-defined brand positioning strategy sets the foundation for a successful brand marketing program. It involves identifying the unique value proposition of the brand and how it differentiates itself from competitors. The positioning strategy guides the messaging, tone, and imagery used in marketing communications. It helps create a consistent brand image and establishes an emotional connection with consumers, ultimately influencing their purchasing decisions.

Choosing the right marketing channels is crucial for effective program implementation. Brands must evaluate various channels such as digital advertising, social media, content marketing, public relations, events, and traditional media. The selection should be based on the target audience's preferences, media consumption habits, and the program's objectives. A multi-channel approach can maximize brand exposure and ensure reaching the right audience through their preferred platforms.

Once the brand marketing program is launched, it is essential to measure and evaluate its effectiveness. Key performance indicators (KPIs) should be identified beforehand to track progress toward the program's objectives. Metrics such as brand reach, engagement, website traffic, conversion rates, and sales can provide valuable insights into the program's impact. Regular monitoring and analysis of data allow for adjustments and optimizations to maximize results and return on investment.

Planning and implementing brand marketing programs require a strategic and holistic approach. By defining clear objectives, conducting market research, developing a brand positioning strategy, selecting appropriate marketing channels, crafting compelling content, setting a budget and timeline, and measuring results, brands can create impactful programs that drive brand awareness,

engagement, and ultimately, business growth. Effective brand marketing programs can help establish a strong brand presence, connect with consumers on a deeper level, and differentiate the brand in a competitive marketplace.

Keywords

- criteria for choosing brand elements
- options & tactics for brand elements

Self Assessment

Q1. What is the first step in planning a brand marketing program?

- A. Setting marketing objectives
- B. Identifying the target audience
- C. Developing a brand positioning statement
- D. Conducting market research

Q2. Which of the following is NOT a component of a marketing plan?

- A. Product development strategy
- B. Pricing strategy
- C. Branding strategy
- D. Manufacturing process

Q3. Which of the following is an example of a demographic segmentation variable?

- A. Lifestyle
- B. Attitudes
- C. Income level
- D. Purchase behaviour

Q4. What is the purpose of a brand positioning statement?

- A. To outline the marketing budget
- B. To differentiate a brand from its competitors
- C. To identify target market segments
- D. To determine pricing strategies

Q5. Which of the following is an example of promotional activity?

- A. Product design
- B. Pricing analysis
- C. public relations campaign
- D. Distribution channel selection

Q6. Which marketing mix element refers to the activities used to communicate and promote a brand?

- A. Product

Unit 09: Planning & Implementing Brand Marketing Programs

- B. Price
- C. Place
- D. Promotion

Q7. Which of the following is a characteristic of an effective marketing objective?

- A. Vague and general
- B. Easy to achieve
- C. Measurable and specific
- D. Unrelated to business goals

Q8. What is the purpose of conducting market research in brand marketing?

- A. To develop marketing objectives
- B. To evaluate competitor strategies
- C. To determine the product price
- D. To identify customer needs and preferences

Q9. Which of the following is NOT a common pricing strategy in brand marketing?

- A. Cost-based pricing
- B. Competitor-based pricing
- C. Value-based pricing
- D. Product-based pricing

Q10. Which stage of the consumer decision-making process involves evaluating different brands or products?

- A. Awareness
- B. Consideration
- C. Purchase
- D. Post-purchase evaluation

Q11. What does SWOT analysis stand for in brand marketing?

- A. Strengths, Weaknesses, Opportunities, Threats
- B. Sales, Websites, Objectives, Targets
- C. Segmentation, Warehousing, Ordering, Tracking
- D. social media, Word-of-mouth, Advertising, Television

Q12. Which of the following is an example of a marketing communication channel?

- A. Product packaging
- B. Product features
- C. Product pricing
- D. Product placement

Q13. What is the purpose of establishing key performance indicators (KPIs) in brand marketing?

- A. To monitor brand equity
- B. To track competitor activities
- C. To evaluate distribution channels
- D. To measure marketing effectiveness

Q14. Which of the following is an example of a pull marketing strategy?

- A. Offering discounts to wholesalers
- B. Conducting a trade show
- C. Placing ads on social media
- D. Providing sales training to staff

Q15. Which stage of the product life cycle is characterized by rapid sales growth and increasing market acceptance?

- A. Introduction
- B. Growth
- C. Maturity
- D. Decline

Answers for Self Assessment

- | | | | | |
|-------|-------|-------|-------|-------|
| 1. A | 2. D | 3. C | 4. B | 5. C |
| 6. D | 7. C | 8. D | 9. D | 10. B |
| 11. A | 12. A | 13. D | 14. C | 15. B |

Review Questions

Q1. What are the key factors to consider when planning a brand marketing program, and how do these factors contribute to its success?

Q2. Describe a time when you had to make difficult decisions during the implementation of a brand marketing program. How did you handle the situation, and what were the outcomes?

Q3. In your opinion, what are the most effective channels or platforms for implementing brand marketing programs in today's digital landscape, and why?

Q4. Share an example of a brand marketing program that you believe was exceptionally well-executed. What made it stand out, and what lessons can be learned from its success?

Q5. Discuss the importance of measuring and evaluating the effectiveness of brand marketing programs. What metrics or methods do you find most valuable, and how do they help optimize future strategies?



Further Readings

When it comes to planning and implementing brand marketing programs, there are several excellent books that provide valuable insights and strategies. Here are five highly recommended books on the subject:

1. "Building Strong Brands" by David A. Aaker: Aaker is a renowned branding expert,

and this book is considered a classic in the field. It offers a comprehensive framework for building and managing strong brands, providing practical guidance on developing brand identity, positioning, and communication strategies.

2. "Positioning: The Battle for Your Mind" by Al Ries and Jack Trout: This influential book emphasizes the importance of positioning in marketing. It explores how to differentiate your brand effectively in the minds of consumers, highlighting the power of perception and the strategic choices that can make or break a brand's success.
3. "Made to Stick: Why Some Ideas Survive and Others Die" by Chip Heath and Dan Heath: While not solely focused on brand marketing, this book offers valuable insights into creating memorable and impactful brand messages. It explores the characteristics of ideas that stick with people and provides a framework for crafting compelling brand stories and communications.
4. "The Brand Gap: How to Bridge the Distance Between Business Strategy and Design" by Marty Neumeier: Neumeier delves into the relationship between brand strategy and design, illustrating how both elements are essential for building successful brands. The book offers practical advice on aligning brand strategy with visual and experiential elements to create a cohesive brand identity.
5. "Hitting the Sweet Spot: How Consumer Insights Can Inspire Better Marketing and Advertising" by Lisa Fortin-Campbell: This book focuses on the role of consumer insights in brand marketing. It highlights the importance of understanding customer behavior, motivations, and preferences and provides guidance on leveraging those insights to create effective marketing campaigns.

These books offer a mix of theoretical frameworks, practical strategies, and real-world examples, making them valuable resources for planning and implementing brand marketing programs. Remember that marketing trends and practices evolve over time, so it's always beneficial to supplement your knowledge with up-to-date resources and industry publications.



Web Links

1. "The Ultimate Guide to Brand Marketing in 2023" - This comprehensive guide by a leading marketing agency covers various aspects of brand marketing, including planning and implementation strategies. It offers actionable tips and real-world examples. [Link: <https://www.marketingagency.com/brand-marketing-guide>]
2. "5 Steps to Successful Brand Marketing Campaigns" - This article outlines five essential steps for planning and executing effective brand marketing campaigns. It provides insights into target audience research, message development, and campaign measurement. [Link: <https://www.business2community.com/branding/5-steps-to-successful-brand-marketing-campaigns-02382194>]
3. "The Art of Brand Marketing: How to Create and Implement a Strong Brand Strategy" - This blog post delves into the key components of a successful brand strategy and offers practical tips for its implementation. It covers brand positioning, messaging, visual identity, and customer experience. [Link:]

<https://blog.hubspot.com/marketing/branding-strategy>]

4. "Brand Marketing 101: How to Build a Successful Brand" - This resource provides an overview of brand marketing fundamentals, including brand research, target audience identification, and developing a brand positioning statement. It also discusses brand promotion strategies and measurement techniques. [Link: <https://www.bigcommerce.com/blog/brand-marketing/>]

5. "Planning and Implementing Brand Marketing Programs: A Step-by-Step Guide" - This in-depth guide walks you through the process of planning and implementing brand marketing programs. It covers market analysis, brand positioning, campaign development, and performance measurement. [Link: <https://www.brandingstrategyinsider.com/planning-and-implementing-brand-marketing-programs-a-step-by-step-guide/>]

Unit 10: Strategic Brand Management Process

CONTENTS

Objectives

Introduction

10.1 Introduction & Phases

10.2 Identifying & Establishing Brand Positioning

10.3 Building a Strong Brand

10.4 Positioning Guidelines

Summary

Keywords

Self Assessment

Answers for Self Assessment

Review Questions

Further Readings

Objectives

After studying this unit, you will be able to:

- understand strategic brand management process.
- identify & Establish Brand Positioning.
- understand strategies to build a strong brand.
- elaboratively understand Positioning Guidelines.

Introduction

In today's highly competitive business landscape, strategic brand management has become critical for organizations seeking to differentiate themselves and forge lasting connections with their target audiences. The strategic brand management process encompasses a series of interrelated activities that aim to create, develop, and maintain a strong brand identity. The first step in the strategic brand management process is conducting a comprehensive brand analysis. This involves assessing the current state of the brand, its positioning in the market, and its perception among customers. Through market research, organizations gain valuable insights into consumer preferences, competitive landscapes, and emerging trends.

By evaluating their brand's strengths, weaknesses, opportunities, and threats (SWOT analysis), companies can identify areas for improvement and make informed decisions about their brand strategy. Once the brand analysis is complete, organizations need to define clear and measurable brand objectives. These objectives should align with the overall business goals and provide a framework for brand development. Examples of brand objectives may include increasing market share, enhancing brand awareness, improving customer loyalty, or entering new markets. Establishing specific, achievable, and time-bound brand objectives allows companies to effectively focus their efforts and allocate resources.

Building a strong brand identity is at the core of strategic brand management. This step involves creating a distinctive brand image that reflects the company's values, personality, and unique selling proposition. Elements of brand identity include the brand name, logo, tagline, design, and associated brand attributes. It is crucial to ensure that the brand identity aligns with the target

audience's preferences and aspirations while differentiating the brand from competitors. Consistency across all touchpoints is key to establishing a cohesive and memorable brand identity.

Brand positioning determines how a brand is perceived in relation to its competitors. It involves identifying a unique and compelling position in the minds of consumers. Organizations must carefully analyze the competitive landscape, target audience segments, and their brand's differentiating factors to develop an effective positioning strategy. By clearly articulating the brand's value proposition and communicating it consistently, companies can create a distinct space in the market and influence customer perceptions.

Effective brand communication is essential for conveying the brand's value and building customer relationships. This step involves developing a comprehensive communication strategy that aligns with the brand's identity and positioning. Organizations must determine the appropriate mix of advertising, public relations, digital marketing, social media, and other communication channels to reach their target audience effectively. Consistent messaging and storytelling across these channels help build brand awareness, enhance brand recall, and foster brand loyalty.

The strategic brand management process is a dynamic and iterative journey that involves various stages, from brand analysis to monitoring and managing brand equity. By following this process, organizations can build and sustain a powerful brand that resonates with their target audience, drives customer loyalty, and contributes to long-term business success. Strategic brand management serves as a compass, guiding companies to make informed decisions, differentiate themselves from competitors, and create lasting connections with customers in an ever-evolving marketplace.

10.1 Introduction & Phases

Strategic brand management is the process of building, measuring, and managing brand equity, brand recognition, and presence to boost revenue and accomplish long-term business objectives. Managing a brand strategically revolves around centralizing different traditional, digital, functional, and social media assets to ensure brand consistency across different touchpoints that ultimately pave the part of strong brand presence, lead, generation, conversion, sales, loyalty, and sustainability.

Strategic brand management involves designing and implementing marketing programs and activities to develop, measure, and manage brand equity. It involves developing a comprehensive strategy to build and sustain a strong, positive perception of a brand among consumers.

Strategic Brand Management Process

The strategic brand management process refers to the activities and steps involved in creating, developing, and maintaining a brand's identity and reputation in the marketplace. It comprises the following four steps:

1. Identifying and developing brand plans
2. Designing and implementing brand marketing programs
3. Measuring and interpreting brand performance
4. Growing and sustaining brand Equity

1. Identifying and Developing Brand Plans

The strategic brand management process begins with clearly understanding what the brand showcases and how it should be positioned with its competitors.

This is achieved through brand planning, which involves using three interlocking models.

Brand Positioning Model

It guides how to market the brand to maximize its competitive advantages effectively. This involves identifying the unique features and benefits of the brand, the target audience, and their needs and preferences.

Brand Resonance Model

Unit 10: Strategic Brand Management Process

This involves creating a sense of loyalty and emotional connection between the customer and the brand. It promotes repeat purchases and positive word-of-mouth recommendations. It describes creating intense, active customer loyalty relationships.

Brand Value Chain

It is used to track the value creation process for the brand. This allows companies to understand better the financial impact of their brand marketing expenditures. Also, the investments and identify areas for potential improvement.

Brand planning uses the following three interlocking models.

The brand positioning model describes how to guide integrated marketing to maximize competitive advantages.

The brand resonance model describes creating intense, active loyalty relationships with customers.

Brand value chain means to trace the value creation process for brands, to better understand the financial impact of brand marketing expenditures and investments.

2. Designing and Implementing Brand Marketing Programs

It is essential to establish a strong brand position in customers' minds. It is essential to develop brand equity and foster deep customer loyalty. This process involves three critical factors:

Brand Element

The initial choices of the brand's visual, verbal, and sensory elements, including the brand name, logo, slogan, packaging, and overall design. These elements should be combined to reinforce the brand's unique identity and value proposition.

Marketing Activities

The marketing mix and supporting programs that promote the brand and create a distinctive brand image. The brand should be integrated into marketing campaigns. Moreover, communications create a consistent message reinforcing the brand's values and benefits.

Other Associations

Other indirect associations, such as the company, country of origin, distribution channel, or other brands, may be linked to the brand. These associations can be leveraged to enhance the brand's reputation, value, and customer appeal.

Building brand equity requires creating a brand that consumers are acceptably aware of and with which they have favorable, strong, and unique brand associations.

Brand elements, also known as brand identities, are those trademarks that serves to identify and differentiate the brand from its competitors. Different brand elements here are brand names, URLs, logos, symbols, logos, images, packaging, slogans, etc.

Brand elements help to facilitate the formation of strong, favorable, and unique brand associations, enhancing brand awareness and elicit positive judgments and feelings about a brand.

3. Measuring and Interpreting Brand Performance

An effective brand equity measurement system is essential for managers to manage their brands profitably. Implementing such a system involves three key steps conducting brand audits, designing brand tracking studies, and establishing a brand equity management system.

Determining or evaluating a brand's positioning often benefits from a brand audit. Once marketers have determined the brand positioning strategy, they can implement marketing programs to create, strengthen, or maintain brand associations. Brand tracking studies collect information from consumers on a routine basis. Experts do it through quantitative brand performance measures on several key dimensions, which marketers can identify in the brand audit or other means.

To understand the effects of brand marketing programs, it is important to measure and interpret brand performance. Brand Audit is a comprehensive examination of the brand and uncovers its sources of equity to suggest ways to improve and leverage it. Brand inventory (supply side): A

current comprehensive profile of how all the products and services sold by a company are branded and marketed. Brand exploratory (demand side): Provides detailed information as to how consumers perceive the brand.

4. Growing and Sustaining Brand Equity

Maintaining and expanding brand equity can be quite challenging. Brand equity management activities take a broader and more diverse perspective of the brand's equity understanding. For instance- how branding strategies should reflect corporate concerns and adjust them. Also, if at all, over time, geographical boundaries, multiple market segments, etc.

Defining Brand Architecture: Brand architecture refers to a company's overall strategy and guidelines for managing its various brands. It involves deciding which brand elements should be used consistently across all products sold by the company. Two key components of the brand architecture are brand portfolios and brand hierarchies.

Managing Brand Equity over Time: Managing brand equity involves taking a long-term approach to marketing decisions. This means recognizing that changes to a brand's marketing program can impact consumer knowledge and future marketing efforts. It also involves proactive strategies to maintain and improve customer-based brand equity over time and reactive strategies to address any difficulties or problems.

A brand value chain is a structured approach to assessing the sources and outcomes of brand equity and the way marketing activities create brand value. It helps to better understand the financial impacts of brand marketing investments and expenditures. A Marketer's tools or set of research procedures designed to provide, accurate, actionable and timely information to make the best possible tactical decisions in the short and long run.

Brand equity charter: It formalizes the company view of brand equity into a document and provides general guidelines to marketing managers within the company as well as key marketing partners outside the company.

Brand equity report: Assembles the results of the tracking survey and other relevant performance measures.

Brand equity responsibilities: Senior management must be assigned to oversee how brand equity is treated within the organization. The next step involves growing and sustaining brand equity. Maintaining and expanding brand equity can be quite challenging.

A brand portfolio is the set of different brands that a particular firm offers for sale to buyers in a particular category. Brand hierarchy displays the number and nature of common and distinctive brand components across the firm's set of brands. Marketer's ability to take a long-term perspective as well as a short-term perspective of marketing decisions as they will affect the success of future marketing programs.

Reinforcing Brands: Brand equity is reinforced by marketing actions that consistently convey the meaning of the brand to consumers in terms of brand awareness and brand image.

Revitalizing Brands: Revitalizing a brand requires either that lost sources of brand equity are recaptured or new sources of brand equity are identified and established. It is essential to consider the impact of geographic boundaries, cultures, and market segments on branding and marketing decisions to manage brand equity effectively. This involves recognizing the diversity of consumers and developing appropriate branding and marketing strategies to appeal to different segments.

When expanding a brand overseas, it is important to understand the specific cultural and behavioral nuances of the target market segments to build brand equity. Global branding strategies must account for these differences and adapt the brand positioning and marketing mix to resonate with local consumers.

10.2 Identifying & Establishing Brand Positioning

In today's competitive marketplace, brand positioning plays a crucial role in establishing a company's identity and influencing consumer perceptions. A well-defined brand positioning strategy helps differentiate a brand from its competitors, builds customer loyalty, and drives business success. The foundation of effective brand positioning lies in a deep understanding of the target market. Market research and analysis are essential to identify the needs, preferences, and

Unit 10: Strategic Brand Management Process

characteristics of the intended audience. This includes studying demographics, psychographics, and consumer behavior to gain insights into their motivations and purchase decision-making processes.

To establish a unique brand positioning, organizations must evaluate their competitors thoroughly. By analyzing competitor offerings, messaging, and market share, companies can identify gaps and opportunities within the market. This analysis enables businesses to differentiate themselves by highlighting distinctive features, value propositions, or customer benefits that set them apart. A brand's unique value proposition (UVP) forms the cornerstone of its positioning strategy. The UVP articulates what makes the brand special, relevant, and valuable to the target market. It should communicate a compelling promise or solution that resonates with the customers' needs and creates a competitive advantage. The UVP should be clear, concise, and easily understandable, aligning with the brand's core values and differentiators.

A brand's personality and messaging help shape its positioning in the minds of consumers. These elements reflect the brand's tone, voice, and style, creating a consistent and recognizable identity. Whether it's being seen as innovative, reliable, friendly, or luxurious, the brand's personality should align with the desired positioning strategy and resonate with the target market. Consistency across all communication channels, including advertising, packaging, and customer interactions, is crucial for establishing a strong brand image.

Successful brands establish emotional connections with their target audience, fostering loyalty and preference. By appealing to customers' emotions, brands can build trust, create positive associations, and differentiate themselves from competitors. Emotionally driven storytelling, impactful visuals, and engaging experiences can all contribute to a brand's ability to connect with customers on a deeper level.

Once the brand positioning strategy is developed, it is essential to test its effectiveness and make refinements if necessary. Conducting market research, surveys, or focus groups can provide valuable feedback from the target audience. This feedback allows organizations to validate their positioning strategy and identify areas for improvement or potential adjustments to ensure alignment with customer expectations and market dynamics.

Brand positioning is not solely about communication but also about delivering on the promises made to customers. Consistency in product quality, customer service, and overall brand experience is vital to establishing and maintaining a strong brand positioning. A brand that consistently meets or exceeds customer expectations reinforces its credibility and strengthens its positioning in the market.

Identifying and establishing brand positioning requires a strategic and customer-centric approach. It involves understanding the target market, conducting competitive analysis, defining a unique value proposition, crafting a brand personality and messaging, creating emotional connections, testing, and refining, and consistently delivering on the brand promise. By following these steps and considering the ever-evolving market landscape, organizations can position their brand effectively, differentiate themselves from competitors, and build long-term customer loyalty and business success.

Brand Positioning

Brand positioning is the process of shaping the status of your brand in customers' minds. Its goal is to ensure that they associate it with the benefits. This is done by putting the spotlight on specific features that make your brand unique, such as the purpose of a product, the price, or exclusivity. Brand positioning goes above and beyond establishing an authentic brand identity and then building brand identity examples. The goal with positioning is to have your audience associate your brand with certain traits, which can be anything from "tasty" to "affordable and reliable" or even "luxurious".

When improving a brand's position, part of the process includes differentiating from direct competitors. This will help the audience think of our product as a desirable alternative to our competition. Many brands have a brand positioning statement that outlines what their company does and why they stand out, in order to create a space for it in the minds of consumers.

Brands thrive on reputation. While a bad one can stunt your business's growth, a good reputation will lead to an increase in customers and sales. So, it's in your best interest to control the narrative surrounding your brand by establishing a set strategy. The way your brand is positioned can

differentiate it from your competitors. It also goes together with cultivating brand awareness so that it stays relevant to both the market and in your customers' heads. There's no one-size-fits-all solution to brand positioning, it depends on your business, industry, and target audience. Focus on different aspects of your product or services in order to highlight your brand's strengths.

Types of Brand Positioning strategies

Here are five popular ways to consider improving your brand's position:

1. Quality of Service
2. Price
3. Convenience
4. Niche service

1. Quality of Service

Highlighting the quality of your company's customer service is a great way to position your brand. Especially when it is priced higher than your competitors, it's important that clients know it is justified by the high level of care they receive in return.

2. Price

Whether your pricing is affordable or high-end, the way customers view your pricing model will play a role in how they position your brand. Homing in on a great service that is less expensive than competitors will make you the go-to for audiences on a budget. On the other hand, many customers prefer brands that are priced higher, because they associate this with quality, luxury, and exclusivity.

3. Convenience

With this type of brand positioning, you'll demonstrate why your brand is more convenient than competitors. Whether it's thanks to your product's availability, design, or ease-of-use, even if your product is at a higher price point, it's convenience will make it an attractive option for customers depending on simple solutions.

4. Niche Service

When customers consider your brand niche, it's because the product or service your business offers isn't widely available. Instead of focusing on differentiating yourself from the competition, you can spotlight the fact that you offer something unique, which can't be found elsewhere.

Steps to creating brand positioning strategies.

1. Assess current brand positioning.
2. Identify and research your competitors.
3. Compare positioning to competition.
4. Pinpoint what makes the brand unique
5. Create a brand positioning statement.
6. Implement new brand positioning.
7. Evaluate the statement and measure success.

1. Access current Brand Positioning

We can't know where to begin unless we know where we already stand. Unless we're a new brand waiting to launch, we already hold a position in the market. Our first challenge is to figure out what that is. In order to do this, take a look at existing customers and try and get a better understanding of who they are. Do they match our target market? What products or services do they like best? How do they interact with our brand and what do they think about our brand image? If according to our clients, our brand position is not where we want it to be, it's a good time to review our brand

Unit 10: Strategic Brand Management Process

voice, company goals, and mission statement. And of course, the products or services we are offering.

2. Identify and research competitors

Pinpoint exactly who our competitors are and find those who are the most like our brand, share the same vision, or target the same audience. Once it's done, it's time to do a deep dive into market research. Assessing our competitor's strategy involves looking at what customers say about them, learning from their marketing tactics, and paying attention to how they behave on social networks. Another healthy strategy for researching how you compare to competitors is a SWOT analysis. This process will help see where brand shines and where it falls short.

Discovering a gap in the market that our brand is ready to fill and understanding how our clients perceive our competition is a key step towards formulating successful brand positioning strategy.

3. Compare positioning to competition

After knowing what our competitors are offering, start to compare our brand with theirs.

Take what we've learned about other brands in our industry, the target audience, and the market in general, and use it to write a brand positioning statement (or improve our current one). After understanding competitors' brand position in the market, you can figure out where our brand fits in. Next, think about what your strategy should be moving forward. Can we replace our competition in terms of our business's cost or level of convenience? Or should we focus on a type or brand positioning that our competitors can't match, like the quality of our customer service?

4. Pinpoint what makes the brand unique

Something that our competitor isn't great at might be exactly where we excel. For example, we might offer a product priced higher than our competition, but we know that our outstanding customer service team is something that other businesses in our industry lack. This is where we can position our brand to fill a hole in the market.

In a perfect scenario, our brand will hit all the right points. Meaning, we'll be able to position ourselves as the more affordable product that also offers the highest quality, best service, and most convenient solution. That most likely isn't the case. It's best to focus on one or two areas where our brand stands out. As our positioning strategy improves, then you can begin to integrate additional strategies to take your brand to the top.

5. Create a brand Positioning statement

A brand's positioning statement is a necessary document that cements our intentions and goals throughout the process. There are a few critical points to remember when creating your brand positioning statement. Answering these questions will help ensure you touch on all of them:

Who is my target audience? When writing our positioning statement, try and place ourselves in the customer's shoes. Use language they would be familiar with and think about what they want to hear. What is my unique position in the market? Look at our competition and make sure you can articulate in a concise way how our brand is superior.

What's the greatest benefit of my brand? No need to be modest here. Note exactly what the best thing is about your product or service and continuously highlight this to your customers. How can I prove that benefit? Once you've shone a light on our brand's advantages, be sure we can deliver. Whether it's offering a guarantee or using statistics to back up your claim, prove what we say about your brand is true.

Our brand positioning statement should address the main questions anticipated by potential customers in a clear, concise, and engaging way. Here's an example of Amazon's brand positioning statement: "For consumers who want to purchase a wide range of products online with quick delivery, Amazon provides a one-stop online shopping site. Amazon sets itself apart from other online retailers with its customer obsession, passion for innovation, and commitment to operational excellence".

6. Implement your new brand positioning

Like any type of marketing plan, our brand positioning strategy needs strong implementation to succeed. To do this, we should ensure that all methods of communication with our clients reflect our brand's position statement. We might start by sharing our positioning statement with

employees, stakeholders, and even clients. In the long term this may lead to reevaluate the messaging, tone, and voice that we use on other marketing materials, or on social channels. If it no longer aligns with our new positioning, then it's time to adjust it.

7. Evaluate your statement and measure success

Finally, the last step is going over our statement after implementation and seeing if it's successful. The four following areas of your branding and see if your status has improved:

Visibility: Does our audience identify with our products or brand better than they used to? Listen to what clients are saying in reviews or on social media to gauge if they find our brand more relevant.

Uniqueness: One of our goals of brand positioning was to differentiate ourselves from our competitors. Now that you've revealed our new positioning, have we accomplished this?

Ask your customers: You can conduct surveys to see how effective our strategy was. Ask if they've noticed any changes or differences in our marketing campaigns or overall branding, or if their thoughts or feelings towards our brand have changed in either direction over time.

Measure marketing campaigns: Since our brand positioning strategy should influence our marketing campaigns, we'll want to measure growth. Do we notice more conversions, higher sales, and an increased rate of engagement after implementation? If not, something in our positioning strategy doesn't resonate with our clients.

10.3 Building a Strong Brand

Building a strong brand is crucial for the success and longevity of any business. A strong brand helps differentiate your products or services from competitors, creates customer loyalty, and contributes to overall business growth. Here are some key steps to consider when building a strong brand:

Define your brand: Start by clearly defining your brand's mission, values, and unique selling proposition. Understand what sets your business apart from others and what you want to be known for.

Know your target audience: Identify your target audience and understand their needs, preferences, and behaviors. This knowledge will help you tailor your brand messaging and offerings to resonate with your ideal customers.

Develop a brand identity: Create a consistent and visually appealing brand identity that includes a logo, color palette, typography, and design elements. Ensure that your brand identity reflects your brand's personality and resonates with your target audience.

Craft your brand messaging: Develop a compelling brand message that clearly communicates what your brand stands for, its value proposition, and how it benefits customers. Consistently incorporate this messaging across all brand communications.

Build brand awareness: Use various marketing channels and strategies to build brand awareness. This can include digital marketing (website, social media, content marketing, SEO), traditional advertising, public relations, and community engagement. Consistency in messaging and visual identity is key to building recognition and familiarity.

Provide exceptional customer experiences: Focus on delivering exceptional customer experiences at every touchpoint. Create positive interactions, exceed customer expectations, and build strong relationships. Happy customers are more likely to become brand advocates and refer others to your business.

Foster brand consistency: Consistency is vital for building a strong brand. Ensure that your brand's messaging, visual identity, and customer experience are consistent across all platforms and touchpoints. This consistency builds trust and reinforces your brand's identity in the minds of consumers.

Adapt and evolve: Keep a pulse on market trends, consumer preferences, and industry changes. Continually refine and evolve your brand to stay relevant and meet the evolving needs of your target audience. Embrace feedback and be willing to adapt your brand strategy as necessary.

Engage with your audience: Actively engage with your audience through social media, email marketing, events, and other platforms. Encourage conversations, listen to feedback, and respond

Unit 10: Strategic Brand Management Process

to customer inquiries or concerns. Building meaningful connections with your audience strengthens brand loyalty and advocacy.

Monitor and measure brand performance: Regularly monitor and measure the performance of your brand initiatives. Track brand awareness, customer satisfaction, market share, and other relevant metrics. This data will help you identify areas for improvement and make data-driven decisions to strengthen your brand.

Remember that building a strong brand takes time, consistency, and ongoing effort. Stay committed to your brand strategy, continually refine your approach, and adapt to the changing business landscape.

Every business owner wants their brand to be strong, memorable, and impactful. But what does it take to reach that level of branding legacy? Well, it involves living up to authentic core values, building meaningful differentiators, and strategically leveraging consumer and market data. Brand strength is tied to the concept of brand equity. The two terms are technically interchangeable, but brand strength is easier to understand in terms of a living brand. That said, a brand must be strong to have good equity; weak brands won't reach equity levels that legacy brands enjoy.

When a brand is considered strong, the name is well-known, the products sell easily at high prices, and consumers choose it regularly over other brands. Associations between a brand and its customers are built at every touchpoint, no matter how small. A strong brand identity creates positive connections that deepen the emotional response of the consumer. A brand doesn't need to be global to be strong. Small, niche brands have the potential to be stronger than any large international brand. It all depends on a concept called "Meaningful Difference."

Why is Brand Strength Important for Business?

Having a strong brand will propel the business to an optimized market position. It will also improve the brand in several ways:

1. Heightened Customer Loyalty

A loyal customer base is one of the most valuable assets for brand strength. The more loyal customers a brand has, the more often a brand name comes up in conversation. Once a brand name becomes the go-to word for a product, regardless of the manufacturing brand, that's when brand strength is cemented.

For example, the word Kleenex is the common word for tissue. The widespread use of the words as a simple noun instead of a brand name, at first was a sales propeller for the brand, but now it's simply interchangeable. Nevertheless, Kleenex is a strong brand and won't be going anywhere any time soon. An additional aspect of customer loyalty is more people choosing to buy from one specific brand over another. For example, Coca-Cola drinkers will always buy Coca-Cola instead of Pepsi and vice versa. The same applies to cars and sports apparel.

2. Premium Pricing Possibilities

Loyalty and brand strength bring about an important possibility for brands to charge higher prices, knowing that their products will sell no matter what. A plain white t-shirt with a Gucci tag can sell for up to \$400, while a generic brand can go for as low as \$5. A brand might be strong enough to charge high prices, but it can also fall towards the side of being an oligarch brand that ends up with a bad reputation. Brands should be unique enough to charge premium prices without having to use unethical manufacturing practices.

3. Freedom to Innovate with Less Risk

When reaching a certain level of brand strength, the gain is the freedom of innovation with less risk. Being innovative is important for a brand's meaningful differentiator, even at the beginning of the journey. But what brand strength imparts is a higher level of freedom to innovate beyond the expected and knowing that customers are so loyal, they will respond positively to new ideas. Remember when Apple removed the headphone jack from the iPhone 7? That was a bold, even risky move. But because it was such a strong brand, Apple was able to pull that off successfully.

Nevertheless, it's still important to know the target market intimately, and even if brand innovate, the results must be in the realm of what customers want. Many brands have innovation as their core value and purpose, and as their brand strengthens, their customer base will always expect bigger and better from them.

4. Higher Market Share

With brand strength comes growth, and with growth eventually comes a higher market share. When a business has a high market share, there are more sales and more profit for less effort. Market share is a business metric that measures how well your campaigns, marketing initiatives, and branding strategies perform. Most importantly, it's a measure of how positive results are in comparison to competitors.

5. Easier Recovery from Unexpected Downfalls

Additionally, it's much easier to recover from unexpected downfalls, both internal and external, when the brand is strong. COVID-19, for example, was a huge downfall for many brands that had to file for bankruptcy due to the massive hit to their profits. The brands that survived were the ones that knew how to pivot in a different direction; the ones that eventually helped COVID relief efforts or took a good look at the change in the market and adapted.

6. Ability to Secure a Future

Finally, the last reason on list of why brand strength is important is the ability to secure a future for your company. This is closely tied to the fact that a strong brand has an easier time recovering from unexpected downfalls but involves a bit of planning ahead. As long as a brand's strength has powerful foundations in core values and purpose, we're able to plan for any eventuality, securing a future for our brand. Instead of simply pivoting because a surprise situation pops up, we're able to keep going because pivoting and adapting is part of the process.

Ways to Build a Strong Brand

Having a strong brand is all about giving the consumer what they want and need from a product or service. It's not enough to simply offer great products, it's also about the communication the brand representatives have with consumers. Brand strength grows through emotional connection and association. Remember, to build a strong brand, it's important to be true to core values and purpose. Without these, profits will be hard to come by, and customers won't reach loyalty levels.

1. Know your Target Market Intimately

When it comes to brand strength, brand equity, or any aspect of a brand strategy and legacy, the target market is at the center of everything. Customers, clients, followers, and ambassadors are the ones whose brand works for. Brand values and purpose are based on the solutions organizations bring to the market. You always need to listen, get to know them, and figure out how things are for them. What makes them feel good and what doesn't? Is your brand following through on its promises?

When we know our customers, we're able to create personalized campaigns that get great results, which in turn will inspire customers to recommend them to their friends, making our brand even stronger. An additional aspect that relates to our brand and target market is our choice of color. There must be a cultural and sociological analysis behind choosing the colors that tell our brand's visual story. The psychology of color is an essential part of visual communication and shouldn't be put aside.

2. Leverage Data to Increase Retention and Loyalty

Reducing churn is an essential step toward increasing brand strength, and the best tool to use is data analysis. Not only does it help brand strength to keep customers and see them turn loyal, but it's also less expensive than constantly campaigning to find new clients. Once a consumer has gone through a few touchpoints, there's data that can be analyzed.

3. Establish Consistency Across All Touchpoints

Touchpoints are channels of communication where the brand and target market meet. The number of touchpoints the brand has depended on strategy and budget, but the touchpoints increase as the brand grows. Brand voice and purpose must be front and center on every occasion. The most common communication touchpoints are websites, emails, social media, the sales team, and customer support. But further on from those, touchpoints expand to flyers, event booths and even apparel tags.

4. Be Honest, Transparent and Trustworthy

Communication, as you've seen in the points above, is essential for brand strength. But there's a deeper element to communicating with consumers; we must be honest, transparent, and trustworthy. Don't trick customers into doing things they don't want or need. Indeed, try solving a problem for them, but there's no need to instill fear or desperation in them to buy.

Unit 10: Strategic Brand Management Process

Positive company culture will seep outwards into the consumer psyche. When employees are happy to work for our brand, clients can tell. This is especially true for customer support representatives and the sales team. When employees and consumers trust a brand, they stick around and eventually become loyal, the perfect combination for improving brand strength.

5. Always Be Ready to Adapt in Times of Crisis

According to Havas Group, 77% of Consumers expect brands to show support to people in times of crisis. There are immediate opportunities to forge meaningful connections in the short term across personal benefits; namely, to decrease life's stressors. However, there is an increase in expectations in three specific areas: more connection, more care for the planet, and more monetary savings and growth.

6. Embrace Diversity, Equity, and Inclusion

There's no excuse at this point not to try and be a diverse, equitable, and inclusive brand. These efforts must be present in the company culture, the workplace, and all outward efforts like marketing, advertising, and outreach. Diverse and inclusive representation in company visuals is just the tip of the iceberg.

7. Don't Become a "Middle Brand."

Finally, one more tip for building a strong brand is to avoid becoming a "middle brand," in other words, generic or average. When the brand is a middle brand, it's neither the underdog nor the legacy brand; it's stuck in the middle with lots of other brands, competing for the same attention.

How to Measure Brand Strength

Measuring brand strength is essential to know how the brand is performing and what needs tweaking or boosting. The metrics used to measure brand strength are similar to those used for measuring brand equity but lean more towards emotional data than financial data. In fact, brand strength measuring is about analyzing how emotional data affects financial data. To measure brand strength, look at customer satisfaction and how it affects overall market share. It's all about assessing brand positioning and if the communication conducting results in both more sales and less churn.

1. Define Goals and KPIs

Like any measurement or analysis activity for business, the first step is to set goals. Since we measure brand strength in this case, the goals revolve around measuring metrics for brand awareness, meaningful differentiator outcomes, positioning, value, and market share. Choose the Key Performance Indicators – KPIs – for what the business wants to measure and continue to step two and choose the measurement methodology.

2. Decide on Measuring Methodology

To measure brand strength there are several options – some can be outsourced and others we can conduct ourselves. Use Brand Strength Measuring Model A straightforward solution for measuring brand strength is to use one of the available models created by large branding and advertising companies. Some agencies, like Brand Finance and Nielsen, offer these as a service. To measure the strength of the brand without resorting to complex models, conduct customer satisfaction surveys. There are several ways to do this.

3. Analyze and Optimize

With the collected data, create an analytics dashboard or interactive report to share with team. Look at the positive metrics and take note to keep improving upon them. Assess the negative or disappointing metrics and consider ways to tweak or pivot in those areas. How can you turn those around?

10.4 Positioning Guidelines

Branding and reputation matter more than ever in today's world. From large corporations to small businesses, virtually every entity—even every individual—can benefit from cultivating their own brand. After all, with so many companies competing for customers' attention, haphazard branding

risks alienating and losing potential buyers. Thus, to capture a larger market share in any industry, the need is to create and implement a strong brand positioning strategy.

Brand positioning involves carefully promoting a business's image or core concept to resonate with its target audience. Done successfully, it highlights what exactly your brand has to offer. It explains how your business benefits consumers. It differentiates your business from the competition.

Brand positioning efforts determine whether your brand warrants public interest – and if so, how it is perceived. One important point of clarification: brand positioning and awareness are not one and the same.

Brand positioning strategies aim to influence existing perceptions to build strong mental associations among consumers, whereas brand awareness refers to consumers' recognition of a brand. While exact business goals vary across organizations, effective brand positioning generally makes a business feel more relevant and appealing to its customers; brand awareness, on the other hand, makes it more familiar.

Characteristics of An Effective Brand Positioning Strategy

1. Valuable

The position brand takes in the market and subsequent offers it makes to the audience must represent a sense of value. The value needs to be clearly communicated and easily understood.

2. Unique

The positioning strategy should be unique. The best marketing strategies can't be saved if a brand enters the market offering the same products, services, pricing, quality, or experience. The brand will fail at the first hurdle: To stand out as an obvious choice.

3. Market Position

There is no room for a lack of clarity when communicating the uniqueness and value of your market position. Even if created a truly unique position with the ability to disrupt the entire industry, if the audience can't clearly understand the benefit to them, it will fail.

4. Brand Promise

This goes without saying, but positioning strategy is kind of a big deal. It's the core of the entire brand strategy and the rest of the entire brand strategy will be built out from it. If not 100% confident of delivering on the position brand is carving out, then pick another position. The quickest way to kill a brand is by not delivering on its brand promise.

5. Position

Brand position is developed with a focus on the market landscape and its key players (i.e., your audience and your competitors). If not taken a customer-centric approach with audience's wants, needs, desires and fears or competitors' strengths and weaknesses at its core, positioning strategy will lack relevancy.

Brand Positioning Strategies

TESLA

Tesla's brand positioning is one of its strengths. The automaker's brand positioning statement reads, "the only stylish car that can go from 0 to 100 in 3 seconds without a drop of oil." When Elon Musk took over in 2008, he re-positioned the electric vehicles brand as "the new technology for clean energy." With engaging storytelling, a prestige pricing strategy and target market segmentation, they created the demand and a subsequent market for a premium all-electric luxury car.

Tesla is not the only brand providing luxury cars. It's not the only brand providing electric cars. It's not even the only brand providing luxury-electric cars. Tesla is the trendsetter and pacesetter within the luxury electric car sector and its pioneering spirit sprinkles an element of magic across the brand.

Brand Positioning APPLE

Unit 10: Strategic Brand Management Process

Apple is just about as close as you can get to the picture-perfect example of a strong brand. According to its statement, the tech giant's goal is, "to bring the best user experience to its customers through innovative hardware, software, and services." They're not in the market competing for low prices or trying to collaborate with everyone. The Apple brand has established a position as a one-of-a-kind disruptor. With its unapologetic premium pricing, innovative technology, and an end-to-end experience that its customers salivate over, Apple knows they are more than just a company that sells computers. The story of Steve Jobs and his vision of a brand that could help to change the world is now the stuff of legend and fits in, almost poetically, to the position they now hold.

Since Apple encouraged their customers to "Think Differently," they have aligned themselves with the idea that those who think differently change the world. By purchasing Apple products, their customers align themselves with the innovative, imaginative, and creative characteristics they hold in such esteem. Apple is the king of technology. And although their technology has helped to change the world, it's the strength of their brand position that has given them the freedom to continue to innovate for so long.

Dollar Shave Club

The Dollar Shave Club came into the market and executed against the position to perfection. Without the benefit of a budget, a marketing agency, or even a marketing department, the Dollar Shave Club set in place a series of business practices and marketing tactics that would catapult them to stardom and riches. Gillette had been sitting on their lofty perch with 85% of the men's razor blade market when the Dollar Shave Club came along and told a frustrated market segment what they already knew and needed to hear. They didn't need to pay inflated prices for over-developed razors just to have a smooth shave.

There was a better, cheaper, and easier way. The Dollar Shave Club caught Gillette resting on its laurels and went on to steal over 50% of the online men's razor market before Unilever swooped in with a \$1 Billion dollar takeover.

Effective brand positioning depends on three key elements:

Relevance - That is, how your brand relates to your target market.

Authenticity - The difference between feigned interest and a genuine attempt at connecting with your audience.

Authority - Whether your brand delivers on its promises.

Summary

Strategic brand management is a process that involves creating, developing, and sustaining a brand's identity, positioning, and value in the marketplace. It is a crucial aspect of marketing that focuses on building a strong and favorable perception of the brand in the minds of consumers. The process begins with a comprehensive analysis of the brand's current position in the market. This involves assessing the brand's strengths, weaknesses, opportunities, and threats (SWOT analysis), as well as understanding consumer perceptions, competitive landscape, and market trends. Establishing a clear brand vision and specific objectives is essential. The brand vision defines the brand's long-term purpose and the desired emotional connection with its target audience. Objectives should be specific, measurable, achievable, relevant, and time-bound (SMART) to guide the brand's growth. As market conditions change, it's essential to adapt the brand strategy accordingly. Brands must remain relevant, flexible, and responsive to shifts in consumer preferences and market trends. By following this strategic brand management process, companies can build a strong and enduring brand that resonates with consumers and sustains a competitive advantage in the marketplace.

Keywords

- introduction & phases
- identifying & establishing brand positioning
- building a strong brand
- positioning guidelines

Self Assessment

Q1. What is brand positioning?

- A. The process of creating a brand logo
- B. The act of establishing a unique place for a brand in the market
- C. The implementation of promotional strategies for a brand
- D. The process of trademark registration

Q2. Which phase of brand development involves researching the target audience and competitors?

- A. Building a strong brand
- B. Positioning guidelines
- C. Identifying and establishing brand positioning
- D. Introduction and phases

Q3. During which phase of brand development are core values and brand mission established?

- A. Building a strong brand
- B. Introduction and phases
- C. Identifying and establishing brand positioning
- D. Positioning guidelines

Q4. What is the key purpose of identifying brand positioning?

- A. To create appealing advertisements
- B. To establish a unique and credible image in the consumers' minds
- C. To select brand colors and fonts
- D. To reduce production costs

Q5. Which factor does brand positioning primarily focus on?

- A. Maximizing profits
- B. Standing out from competitors
- C. Increasing employee satisfaction
- D. Generating short-term sales

Q6. Which of the following is NOT a phase of building a strong brand?

- A. Creating brand guidelines
- B. Conducting market research
- C. Crafting a brand message

Unit 10: Strategic Brand Management Process

D. Identifying potential distribution channels

Q7. What is the primary goal of positioning guidelines?

- A. To set specific sales targets
- B. To define how a brand will communicate its unique value to the target audience
- C. To dictate the pricing strategy for products
- D. To hire and train brand ambassadors

Q8. Which phase involves creating a brand logo, tagline, and visual identity?

- A. Introduction and phases
- B. Identifying and establishing brand positioning
- C. Positioning guidelines
- D. Building a strong brand

Q9. How does brand positioning help in marketing efforts?

- A. By increasing the number of products offered
- B. By targeting a broader and diverse audience
- C. By establishing clear and consistent brand messages
- D. By minimizing the need for customer support

Q10. Which phase focuses on monitoring customer feedback and brand perception?

- A. Positioning guidelines
- B. Identifying and establishing brand positioning
- C. Introduction and phases
- D. Building a strong brand

Q11. Why is consistency crucial in building a strong brand?

- A. It increases production efficiency.
- B. It helps to cut down advertising expenses.
- C. It reinforces the brand's image and message in consumers' minds.
- D. It allows the brand to constantly change and adapt to trends.

Q12. What is the role of emotional appeal in brand positioning?

- A. It helps reduce the price of products.
- B. It creates a rational connection with the audience.
- C. It influences consumer perception and fosters brand loyalty.
- D. It encourages customers to switch brands frequently.

Q13. Which factor is essential for establishing a strong brand identity?

- A. Constantly changing brand colors and logos
- B. Having a flexible brand message

- C. Consistently delivering on brand promises
- D. Keeping the target audience anonymous

Q14. Which element is NOT a part of building a strong brand?

- A. Brand storytelling
- B. Brand logo
- C. Brand positioning statement
- D. Brand piracy

Q15. What is the first step in the process of identifying and establishing brand positioning?

- A. Conducting a SWOT analysis
- B. Crafting a brand message
- C. Defining the target audience
- D. Creating a brand logo

Answers for Self Assessment

- | | | | | |
|-------|-------|-------|-------|-------|
| 1. B | 2. C | 3. B | 4. B | 5. B |
| 6. D | 7. B | 8. A | 9. C | 10. D |
| 11. C | 12. C | 13. C | 14. D | 15. C |

Review Questions

Q1. How can a well-defined brand purpose influence the strategic brand management process and create a stronger emotional connection with customers?

Q2. In your opinion, what role does consumer perception play in shaping a brand's identity, and how can strategic brand management effectively address and influence these perceptions?

Q3. Subjectively, which brand do you believe has excelled in maintaining consistency across various touchpoints, and how has this contributed to their success in the strategic brand management process?

Q4. From your perspective, what are the key challenges faced by companies when it comes to implementing a successful rebranding strategy, and what factors should be considered to overcome these challenges?

Q5. In today's rapidly changing business landscape, how do you see the integration of digital marketing and social media impacting the strategic brand management process, and what potential risks and opportunities does it present for brands?



Further Readings

1. "Strategic Brand Management: Building, Measuring, and Managing Brand Equity" by Kevin Lane Keller

This book is a classic in the field of brand management and provides a comprehensive framework for understanding and managing brand equity. It covers various brand-building strategies and how to measure the effectiveness of brand management efforts.

Unit 10: Strategic Brand Management Process

2. "Building Strong Brands" by David A. Aaker

David Aaker is a renowned expert in branding, and this book is a foundational guide for building and managing strong brands. It delves into brand identity, brand positioning, and creating a brand personality that resonates with consumers.

3. "Brand Leadership: Building Assets in an Information Economy" by David A. Aaker and Erich Joachim Thaler

This book focuses on the challenges and opportunities that arise in the digital and information-driven economy. It explores how brands can become leaders in their markets by leveraging new technologies and consumer trends.

4. "Brand Relevance: Making Competitors Irrelevant" by David A. Aaker

Another excellent book by David Aaker, "Brand Relevance" emphasizes the importance of creating a brand that is not just different but also relevant to its target audience. The book provides insights into maintaining brand relevance in a fast-changing marketplace.

5. "Brand Sense: Sensory Secrets Behind the Stuff We Buy" by Martin Lindstrom

Martin Lindstrom explores the role of sensory experiences in building brand connections and emotional attachments. The book highlights how incorporating sensory elements into branding strategies can enhance customer engagement and loyalty.

**Web Links**

1. American Marketing Association (AMA) - The AMA's website is a valuable resource for marketing-related topics, including brand management. They often publish articles, research papers, and case studies that cover various aspects of strategic brand management.

Website: <https://www.ama.org/>

2. Branding Strategy Insider - This website focuses exclusively on branding and offers insightful articles, tips, and case studies on strategic brand management. It covers topics like brand positioning, brand architecture, and brand equity.

Website: <https://www.brandingstrategyinsider.com/>

3. Brand Finance - Brand Finance is a leading global brand valuation and strategy consultancy. Their website provides brand management insights, reports on the world's most valuable brands, and information about the impact of branding on business performance.

Website: <https://brandfinance.com/>

4. Interbrand - Interbrand is another reputable brand consultancy that offers valuable insights into strategic brand management. They publish an annual report of the Best Global Brands, which assesses the world's most valuable brands.

Website: <https://www.interbrand.com/>

Unit 11: IMC in Branding

CONTENTS

Objectives

Introduction

11.1 Use of IMC for Brand Building

11.2 Leveraging Secondary Brand Associations to Brand Building

Summary

Keywords

Self Assessment

Answers for Self Assessment

Review Questions

Further Readings

Objectives

After studying this unit, you will be able to:

- analyze and understand the importance of IMC in branding.
- Outline the main ways to leverage secondary associations.

Introduction

IMC stands for Integrated Marketing Communications, which is a strategic approach that organizations use to unify all their marketing efforts and deliver a consistent brand message to their target audience. IMC plays a crucial role in branding as it ensures that all communication channels and marketing activities work together harmoniously to reinforce the brand's identity and values. The main goal of IMC is to create a seamless and coherent experience for the customers, enhancing brand awareness, recognition, and loyalty. By implementing an effective IMC strategy in branding, companies can strengthen their market presence, foster long-term customer relationships, and differentiate themselves from competitors in the minds of consumers. It allows them to create a unified and powerful brand identity that resonates with their target audience and contributes to the overall success of the business.

11.1 Use of IMC for Brand Building

IMC, or Integrated Marketing Communications, is a strategic approach that combines various marketing communication tools and channels to create a unified and consistent brand message. It involves coordinating different elements of the marketing mix, such as advertising, public relations, sales promotions, direct marketing, and digital marketing, to deliver a seamless and coherent brand image to the target audience. IMC plays a crucial role in brand building by enhancing brand awareness, brand perception, and overall brand equity. Here's how IMC can be effectively used for brand building:

Consistent brand messaging: IMC ensures that the brand communicates a consistent message across all channels and touchpoints. Whether it's advertising, social media, website, or customer service, the brand's core values, and unique selling propositions should be conveyed consistently. This consistency helps in reinforcing the brand's identity and establishing a strong brand image in the minds of consumers.

Unified brand positioning: Through IMC, a brand can align its communication efforts to reflect a unified brand positioning. The brand's positioning statement, tagline, and key messages should be consistently communicated through different marketing channels, helping consumers understand what the brand stands for and what sets it apart from competitors.

Building brand awareness: IMC allows a brand to leverage multiple channels to reach a broader audience and increase brand awareness. By using a mix of traditional advertising, digital marketing, social media, public relations, and events, the brand can capture the attention of potential customers from different segments and demographics.

Engaging storytelling: IMC provides the opportunity to craft engaging brand stories that resonate with the target audience. Storytelling humanizes the brand, creates emotional connections, and helps consumers relate to the brand on a deeper level, leading to increased brand loyalty.

Leveraging customer touchpoints: IMC ensures that the brand's message is present at various customer touchpoints, from initial contact to post-purchase interactions. This cohesive presence enhances the customer experience and reinforces the brand's promise and values, leading to stronger brand loyalty and advocacy.

Amplifying marketing effectiveness: By integrating various marketing communication tools, IMC can increase the overall effectiveness of marketing campaigns. When different channels work in harmony, the impact of the brand's message is magnified, leading to better ROI on marketing investments.

Building brand credibility: Through IMC, a brand can showcase its expertise, authority, and trustworthiness. By consistently delivering valuable and relevant content, addressing customer concerns, and maintaining transparency, the brand can establish credibility, which is essential for long-term brand building.

Encouraging brand advocacy: IMC helps create brand advocates who passionately promote the brand to others. Satisfied customers who have experienced a consistent and positive brand experience are more likely to recommend the brand to their friends, family, and peers, further strengthening the brand's reputation and reach.

In conclusion, IMC is a powerful approach to brand building as it brings synergy to marketing efforts, ensures consistent messaging, and helps create a lasting impression on consumers. By leveraging the diverse range of marketing tools and channels, a brand can establish a strong, positive, and recognizable identity that resonates with its target audience and fosters loyalty and advocacy.

Integrated marketing communications (IMC) is the process of unifying a brand's messaging to make it consistent across all media that the brand uses to reach its target audience. It's a strategic approach that guides communication and tactics used across all marketing channels. Every organization uses multiple channels to communicate with its audiences. We've come a long way from having a relatively small number of "traditional" channels like TV, radio, newspapers, out-of-home advertising, and mailboxes.

In today's digital world, it can get difficult to keep track of all the media you can reach your potential customers with. Focusing on multiple marketing channels at once is a necessity for many companies. This omnichannel marketing requires a strategic approach to make it all work together toward achieving marketing objectives.

Reasons

There are four main reasons why IMC is important:

1. Need for consistency throughout the whole customer journey
2. IMC helps with brand-building
3. Properly using the right mix of marketing channels helps boost campaign effectiveness
4. IMC contributes to marketing channels by reinforcing each other

1. Need for consistency throughout the whole customer journey

Food For Mind: The next time you buy something, think about when you first heard of the brand of the product, the product itself, and how you arrived at the decision to make the purchase. Besides commodities, chances are that you'll not buy a product the first time you see it. We usually go through a whole buying journey that may be done from start to finish on the same day (clothes) but can also span several years (cars). Increasing the customer base is straightforward: get as many people to the top of the funnel as possible and minimize the leaks between stages of the funnel. The way to achieve that is, of course, much more complicated.

Communicating in a consistent and recognizable way across all marketing channels creates a smooth customer journey throughout the whole marketing funnel. Ideally to build on the product and brand associations we create in the Awareness stage and guide the potential customers further down the funnel. This is what IMC largely contributes to.

2. IMC helps with branding building

Communicating in a consistent and recognizable way is a big part of brand-building. We want people to join the dots between all campaigns to build and strengthen the set of associations they have with your brand. It should now be obvious that we strive to deliver the right message at the right time. But the key to brand-building lies in accompanying all communications with brand codes to increase distinctiveness. A brand code, or distinctive asset, is anything that is consistently used in communications. Codifying communications should be part of integrating it. That way, to better link together all campaigns, maintain salience, and bolster brand image.

The most common brand code is a logo. Every company has one. The logo alone doesn't cut it, though. Most companies also have certain visual styles, but that's about it. Companies strive to have three to five brand codes in total.

3. Properly using the right mix of marketing channels helps boost campaign effectiveness

IMC makes us rethink what marketing channels we're on and how we use them. There are now myriad ways to reach people online and offline. But let's face it: Unless we're selling products to the mass market, we should be rather picky with choices. We can't likely do much with an industrial B2B product on TikTok, and it is hard to integrate that with the rest of the communication channels. On the other hand, we should strive to have a great presence on all the relevant channels and media. Research suggests the more media channels in the mix, the more effective the campaign is likely to be. It's easier said than done, given the limited resources in every company.

4. IMC contributes to marketing channels by reinforcing each other

When you do communication right, marketing channels can make each other more powerful as your company grows. This concept of "marketing flywheel" was popularized by Rand Fishkind. Remember the part about codifying what you put out into the world to the point where it seems exceedingly overwhelming? Sephora does a great job at maximizing the exposure of its distinctive assets. First, it has a carefully selected palette of brand codes Sephora utilizes its name, the curved "S" logo (some people refer to it as "flame"), black and white stripes, and red as a contrasting element. These are simple yet effective when you look at the brand's communications.

Basically, when the target audience sees a cosmetic ad that's black and white with some red elements, Sephora is most likely what comes to mind for most of them—and they may not even need to check the ad's details. But Sephora's real-life presence is even better (from a communications and branding perspective). Its store design is a branding masterpiece.

Though branding should be consistent across marketing campaigns, it is important to recognize that different platforms are better suited for different types of messaging due to their distinct advantages and disadvantages. For example, Twitter is conducive to clear and concise messages as well as compelling graphics or videos. On the other hand, an email marketing campaign usually includes more copy and a case study with a call to action. Because of this, it would not make sense to send a lengthy message on Twitter or an email for an email campaign that only contains 140 characters. Despite these distinctions between platforms, the overall feel of the content should remain consistent both online and offline.

Consistent Brand Identity is key.

Some of the greatest advantages that integrated marketing creates for your brand are a consistent identity and brand loyalty. Think about a brand or company that promotes themselves particularly well. One of the reasons companies come to mind is because their marketing and promotional content is consistent across different platforms. Whether we see a billboard, tweet, or TV commercial, aspects such as the logo, messaging, tone and overall aesthetic are more or less consistent.

Creating a cohesive and consistent brand identity through implementing integrated marketing helps increase overall awareness of a brand. Consumers see countless ads and promotional materials every day. If messaging and overall brand are consistent across all platforms, then there is a better chance that content will break through the clutter and get recognized and remembered by the target market.

There has been a greater emphasis on utilizing integrated marketing communication over recent years. This is partially due to the shift in the marketing dynamic from company-centered to consumer-centered. As opposed to the customer's former role as a passive consumer of marketing materials, the customer now needs to be integrated into the marketing process.

Since the rise of the Internet, consumers have much more say in how they consume marketing materials. As a result, it is now imperative that marketers incorporate the perspective of the consumer into every piece of promotional and marketing content that gets put out. Marketers need to put out relevant, useful, and aesthetically pleasing content that the customers and target market will want to consume in order to decrease the risk of being ignored. Using a consistent brand identity across marketing platforms should not mean that content creativity should suffer. Put that creative mindset towards optimizing the message for an entire integrated marketing campaign.

IMC (Integrated Marketing Communications) is a strategic approach that involves the coordination and integration of various marketing communication channels to deliver a consistent and unified message about a brand to its target audience. Brand building is a crucial aspect of marketing, and IMC can play a significant role in achieving that goal. Here are various methods to use IMC for brand building:

Consistent Messaging: Ensure that your brand's messaging remains consistent across all communication channels, including advertising, social media, public relations, and content marketing. Consistency helps establish brand identity and reinforces the brand's core values.

Storytelling: Use storytelling techniques to create a compelling narrative around your brand. Stories resonate with consumers on a deeper emotional level, making it easier for them to connect with and remember your brand.

Visual Identity: Develop a strong and recognizable visual identity, including logos, colors, and design elements. Use these consistently across all marketing materials to create a strong brand image.

Content Marketing: Create valuable and relevant content that aligns with your brand's values and interests your target audience. Content marketing can include blog posts, videos, infographics, and more.

Social Media Engagement: Leverage social media platforms to engage with your audience and build relationships. Encourage user-generated content and respond promptly to comments and messages.

Influencer Marketing: Partner with influencers and brand advocates who align with your brand's image. Influencers can help amplify your brand message and reach new audiences.

Event Marketing: Host or participate in events relevant to your brand and industry. Events offer an opportunity to showcase your brand's values and connect with potential customers face-to-face.

Public Relations (PR): Utilize PR strategies to gain media coverage and positive exposure for your brand. A positive media presence can significantly impact brand perception.

Experiential Marketing: Create immersive experiences that allow consumers to interact with your brand in a memorable way. Experiences leave a lasting impression and can foster brand loyalty.

Email Marketing: Use email campaigns to nurture relationships with existing customers and potential leads. Personalize messages and offers based on customer preferences and behaviors.

Integrated Advertising: Coordinate advertising efforts across various media channels, such as television, radio, print, and online platforms. This ensures a cohesive brand message reaches a broader audience.

Customer Engagement: Focus on building strong relationships with your customers. Provide excellent customer service, seek feedback, and address concerns promptly.

Sponsorships and Partnerships: Align your brand with events, organizations, or causes that resonate with your target audience. This can increase brand exposure and demonstrate your brand's values.

Mobile Marketing: Optimize your brand's presence for mobile devices, as many consumers access information through smartphones and tablets.

Measure and Analyze: Continuously monitor the performance of your IMC efforts through metrics like brand awareness, engagement, and sales. Analyze the data to make informed decisions and optimize your strategies.

By incorporating these methods into your integrated marketing communications plan, you can effectively build and strengthen your brand's reputation, increase brand loyalty, and achieve long-term success.

Integrated Marketing Communications (IMC) is a strategic approach that aims to align all marketing and communication efforts to deliver a consistent brand message to the target audience. IMC plays a crucial role in brand building by creating a unified and powerful brand image in consumers' minds. Here are some techniques of applying IMC for brand building:

Brand Positioning: Clearly define your brand's unique value proposition and position it in the minds of consumers. Ensure that all marketing messages, including advertising, social media, and content, reinforce this positioning consistently.

Consistent Messaging: Develop a consistent brand message across all marketing channels and communication platforms. Use the same tone, voice, and language to build brand recognition and establish trust with the audience.

Integrated Advertising: Utilize a mix of traditional and digital advertising channels (TV, radio, print, online ads, and social media) to reach a wider audience and reinforce the brand message consistently.

Content Marketing: Create valuable and relevant content that aligns with your brand's values and positioning. Content can include blog posts, videos, infographics, and more, distributed through various channels.

Social Media Engagement: Leverage social media platforms to engage with your audience, respond to queries, share brand stories, and humanize your brand. Maintain a consistent brand voice across all social media interactions.

Influencer Marketing: Collaborate with influencers or brand advocates whose values align with your brand. They can help amplify your message and reach a broader audience with an authentic touch.

Public Relations (PR): Use PR to generate positive media coverage and build credibility for your brand. Create press releases, organize events, and engage with media outlets to gain exposure.

Sponsorships and Partnerships: Associate your brand with events, causes, or other brands that align with your values. This association can positively impact brand perception and create goodwill.

Customer Experience: Ensure that your brand promise is consistently delivered at every touchpoint of the customer journey. Exceptional customer experiences create brand loyalty and positive word-of-mouth.

Brand Visual Identity: Develop a cohesive and recognizable visual identity, including logos, colors, fonts, and imagery. Consistency in visual elements helps reinforce brand recall.

Personalization: Tailor marketing messages and experiences to specific audience segments based on their preferences, behaviors, and demographics. Personalization enhances relevance and engagement.

Data-Driven Decision Making: Use data analytics to track the performance of various marketing efforts and optimize your strategies based on insights and customer behavior. Remember that successful brand building with IMC requires patience and consistency. It's essential to stay true to your brand's identity and values while adapting to changing market dynamics and consumer preference.

11.2 Leveraging Secondary Brand Associations to Brand Building

Leveraging secondary brand associations is a strategic approach in brand building that involves creating connections between a brand and other entities, such as other brands, people, places, or events, to enhance the brand's image and reputation. These associations are secondary because they are not directly related to the core attributes of the brand itself but are rather linked through various indirect means. This branding technique can be highly effective in influencing consumer perceptions and attitudes toward the brand. Here are some ways to leverage secondary brand associations for brand building:

Co-branding and brand partnerships: Collaborating with another brand that shares similar values or target audience can create a positive association. Co-branding efforts can result in new product offerings, joint marketing campaigns, or shared events, enabling both brands to benefit from each other's equity.

Celebrity endorsements and brand ambassadors: Associating a brand with well-known celebrities or influencers can lead to increased brand visibility and credibility. People tend to perceive the brand positively when it is linked to a respected or admired figure.

Sponsorships and events: Sponsoring events or organizations that align with the brand's values can lead to positive associations. When consumers see the brand supporting causes or events they care about, it enhances the brand's image and can create a deeper emotional connection.

Geographic associations: Brands can benefit from positive associations with particular locations or regions. This could be the place of origin, where the brand was founded, or where it is currently headquartered. Such associations can evoke sentiments of authenticity and quality.

Brand extensions: Introducing new products or services under the same brand name can transfer positive brand equity from the core brand to the extensions. Consumers are more likely to trust and try new offerings if they associate them with a familiar and reputable brand.

Packaging and design: The visual elements of a brand, such as logos, colors, and packaging, can evoke secondary associations. For instance, using eco-friendly packaging can create associations with sustainability and environmental consciousness.

Emotional branding: Brands can establish emotional connections with consumers by leveraging emotional advertising, storytelling, or social impact initiatives. When a brand is associated with positive emotions, consumers are more likely to form a strong attachment to it.

Licensing and brand collaborations: Licensing the brand name or logo for use on products or services outside the brand's core offerings can extend its reach and enhance its relevance in different markets.

It's essential to be cautious when leveraging secondary brand associations. Brands should ensure that the associations align with their core values and resonate with their target audience. Inconsistent or poorly executed associations can lead to confusion and negatively impact brand perception. Strategic planning, market research, and understanding the target audience's preferences are crucial in effectively leveraging secondary brand associations for successful brand building.

There are many direct ways to create strong brand equity. Marketing strategies can be designed to aim and cater to different brand elements such as the logo, style, symbols, etc. Additionally, a lot of marketing efforts go toward the product, price, and distribution network. These direct marketing approaches are focused on the features of product categories and the product itself. Furthermore, a lot of time goes into structuring the price range, choosing the best distribution channels, and of course, reaching the right customers with your marketing efforts.

Brand building for brand extensions is easier than starting from scratch. Use existing knowledge. Furthermore, use the positive brand awareness that the parent brand already has. That gives a

running start. In other words, we can leverage secondary brand association in brand favors and establish strong brand equity.

There is more than one option when it comes to taking advantage of the benefits that the parent brand brings. Associate brand extension with existing distribution channels and companies and target the same areas as the parent company. Furthermore, use brand ambassadors or sponsorship events to draw on the positive brand image.

Secondary Brand Associations

Secondary brand associations sometimes play a crucial role. For example – if the consumers aren't aware of brand extension. In that case, the consumers will be indifferent. However, existing knowledge of the parent brand can make them more aware and more open to extension. This is called knowledge transfer, and every brand extension can benefit from it.

Therefore, associating brand extension with the corporate brand should be the first step. Take Nokia for example. As a well-known phone manufacturer, they didn't want to miss out on transferring that knowledge when they introduced a new product category – Nokia 3G Booklets.

It's important to associate new brand extensions with memorable, impactful elements like the country of origin. Here's one example. BMW associates their brand heavily with Germany. In the automotive world, Germany stands for reliability, effectiveness, and durability. Therefore, it's only natural that BMW wants to be associated with those terms.

Brand extensions can benefit from already-penetrated markets. The parent companies that have a stronghold and have already breached one market segment can use that to their advantage for their brand extensions. However, this doesn't work in every case. If the brand extension doesn't cater to the same segment, it won't benefit from the efforts of the parent company.

Aligning brand extensions with a different company is co-branding, and it involves joining forces with other companies within the same product category. The perfect example is the Star Alliance. This alliance consists of sixteen different airline companies. Co-branding is beneficial because it decreases the overall cost. Introducing your new brand is much cheaper with co-branding. Furthermore, it's much easier to position such an alliance on the market.

Use visuals like logos and symbols to advantage. What's more, they don't have to be your own – you can partner up with another brand. Take Sony's console with Star Wars characters as an example. Sony's looking to raise awareness of their new product by using brand awareness from Star Wars.

Creation of New Brand Associations

Secondary brand associations are most likely to affect evaluations of a new product when: Consumers lack either the motivation or the ability to judge product-related concerns. Cognitive consistency - What is true for the new association must be true for the brand. Existing brands can be related to a corporate or family brand. A corporate or family brand can be a source of brand equity Leveraging a corporate brand may or may not be useful.

Country of Origin or Geographic Location Can be linked to the brand to generate secondary associations. Consumers choose brands originating in different countries based on Their beliefs about the quality of certain types of products from certain countries The image that these brands or products communicate creates strong points of difference. Retail stores can indirectly affect brand equity through an "image transfer" process. Retailers have their own brand images in consumers' minds.

Leveraging secondary brand associations is an effective strategy for brand building, as it allows a brand to benefit from the positive perceptions and associations of other well-established brands or entities. Here are some methods to effectively use secondary brand associations in brand building:

Co-branding: Co-branding involves partnering with another brand or entity to create a joint product or service. This association can help your brand gain credibility, access new markets, and benefit from the reputation and customer loyalty of the partner brand. It is essential to choose a partner whose values align with your brand to ensure a successful association.

Celebrity Endorsements: Associating your brand with a well-known and respected celebrity can significantly impact brand perception. A celebrity's positive image can transfer to your brand, making it more appealing and trustworthy to consumers. However, it's crucial to select a celebrity whose image aligns with your brand and target audience to ensure authenticity and long-term effectiveness.

Sponsorships and Events: Sponsoring events, sports teams, or charitable causes can create positive associations for your brand. By associating with events or causes that resonate with your target audience, you can enhance brand awareness and loyalty among consumers who value those activities.

Licensing: Licensing your brand to other products or services can help reach new audiences and markets. When a well-known brand licenses its name or logo to another product, it signals quality and familiarity, which can positively impact consumer perceptions.

Brand Alliances: Forming alliances with other brands that share similar values or target audiences can create synergy and mutual benefits. Collaborative marketing efforts can increase reach, and customer engagement, and enhance brand perception for both partnering brands.

Brand Extensions: Introducing new products or services under your brand name can capitalize on existing brand equity and associations. Brand extensions should be logically connected to your core brand and meet consumers' needs to ensure a smooth and successful transition.

Geographic Associations: Leveraging the positive associations of a particular location or region can help build your brand's identity and uniqueness. Associating your brand with a specific place or culture can create emotional connections with consumers.

Expert and Professional Associations: Partnering with experts or professional organizations in your industry can enhance your brand's credibility and authority. Being associated with respected professionals or organizations can signal competence and trustworthiness to consumers.

User-Generated Content: Encourage customers to create and share content related to your brand. User-generated content can help build positive brand associations through authentic and relatable experiences shared by real customers. Remember that while secondary brand associations can be powerful, they should align with your brand's core values and messaging. Building long-term relationships and ensuring authenticity is key to successfully leveraging these associations for brand building.

Leveraging secondary brand associations is a strategy that involves connecting a brand with other well-established entities, symbols, or personalities to enhance its image and reputation. These associations can be with other brands, events, characters, celebrities, or even geographic locations. By aligning with positive and relevant secondary associations, a brand can benefit from the positive attributes and perceptions associated with these other entities. Here are some techniques for leveraging secondary brand associations to brand building:

Co-branding: Co-branding involves partnering with another established brand to create a joint product or service. This strategy allows both brands to leverage each other's equity and reach new audiences. Co-branding can be particularly effective when both brands share complementary values and target similar customer segments.

Celebrity endorsements: Associating a brand with a well-known and respected celebrity can significantly boost its credibility and visibility. Celebrities can help create emotional connections with consumers and lend their persona and attributes to the brand. It's essential to choose a celebrity whose image aligns with the brand's values and target audience.

Sponsorships and events: Brands can align themselves with events, charities, sports teams, or cultural activities that have a positive public image and audience engagement. By sponsoring or participating in such events, the brand gains exposure and reinforces its association with positive values and emotions connected to the event or cause.

Geographic associations: Some brands choose to associate themselves with a specific region or country known for particular characteristics or products. This strategy can evoke a sense of authenticity, heritage, or quality associated with that location.

Product placements: Integrating a brand's products or logos into popular TV shows, movies, or other media content can lead to increased brand exposure and positive associations. When done subtly and organically, product placements can strengthen the brand's image and reach a broader audience.

Licensing and merchandising: Licensing the brand's name, logo, or characters for use in other products can extend the brand's presence and create additional revenue streams. It also helps in reaching new markets and audiences.

Influencer marketing: Collaborating with social media influencers and bloggers who have a substantial following in the brand's niche can help the brand reach a more targeted audience and build credibility through genuine endorsements.

Brand partnerships: Brands can form strategic partnerships with other companies or organizations that share similar values or target audiences. Such collaborations can lead to joint marketing campaigns, exclusive offers, or special events, benefiting both brands involved.

Emotional branding: Creating emotional connections with consumers can be achieved by telling compelling stories, supporting meaningful causes, or associating the brand with heartwarming experiences. Emotional branding builds strong customer loyalty and positive brand associations.

Corporate social responsibility (CSR): Engaging in meaningful CSR initiatives and communicating them effectively can enhance a brand's reputation and positive image. Consumers often support brands that demonstrate a commitment to making a positive impact on society and the environment.

When leveraging secondary brand associations, it is crucial for the brand to ensure consistency, authenticity, and relevance. The chosen associations should align with the brand's core values and resonate with the target audience. Additionally, careful monitoring and evaluation of the impact of these associations on the brand's perception are essential to make any necessary adjustments in the strategy.

Summary

Branding is a powerful tool that enables businesses to establish a unique identity, foster trust among consumers, and create lasting impressions in the competitive marketplace. In this digital age, where information is readily available and communication channels abound, crafting a cohesive brand message is more critical than ever. This is where Integrated Marketing Communications (IMC) comes into play - a strategic approach that harmonizes various marketing channels to ensure consistent and effective brand communication. This essay explores the significance of IMC in branding and its impact on businesses' success.

IMC is a strategic process that integrates various communication tools, such as advertising, public relations, direct marketing, sales promotion, social media, and more, to deliver a unified message to the target audience. It aims to create a seamless customer experience by ensuring that every communication touchpoint reinforces the brand's core values and positioning. IMC plays a crucial role in establishing and maintaining a consistent brand identity. Through IMC, businesses can align their visual elements, messaging, and overall tone across different platforms. A cohesive brand identity instills trust and recognition among consumers, creating a strong emotional connection between the brand and its customers.

In conclusion, Integrated Marketing Communications (IMC) is an indispensable tool for branding success in today's dynamic and interconnected world. Through a cohesive and strategic approach, IMC helps businesses build a consistent brand identity, expand their reach, enhance customer engagement, and optimize marketing efforts. Embracing IMC is not just a choice but a necessity for brands aspiring to create lasting impressions and remain competitive in the ever-evolving market.

Keywords

- use of IMC for brand building
- leveraging secondary brand associations to brand-building

Self Assessment

Q1. What does IMC stand for in branding?

A. Integrated Marketing Communication

- B. Interactive Media Collaboration
- C. International Market Campaign
- D. Integrated Market Control

Q2. Which of the following is NOT a primary objective of IMC in branding?

- A. Building brand awareness
- B. Improving customer loyalty
- C. Increasing production efficiency
- D. Enhancing brand positioning

Q3. IMC involves the integration of which marketing communication elements?

- A. Only traditional advertising
- B. Only digital marketing
- C. All available marketing communication tools
- D. Only public relations

Q4. Which factor is essential for a successful IMC strategy in branding?

- A. Operating in isolation from other marketing activities
- B. Using different messages across various channels
- C. Consistent messaging across all communication channels
- D. Relying solely on social media marketing

Q5. The main purpose of IMC in branding is to:

- A. Increase the cost of marketing campaigns
- B. Reach a broader audience by any means necessary
- C. Create a seamless and unified brand experience
- D. Implement short-term promotional strategies

Q6. Which stage of the consumer decision-making process does IMC primarily focus on?

- A. Need recognition
- B. Evaluation of alternatives
- C. Purchase decision
- D. Post-purchase behavior

Q7. Which platform is commonly used in IMC to engage with the audience in real time?

- A. Television commercials
- B. Print media advertisements
- C. Email newsletters
- D. social media channels

Q8. IMC aims to build a strong and consistent brand identity through:

- A. Diverse and contradictory messaging
- B. Disregarding customer feedback
- C. Inconsistent communication across channels
- D. Integrated and cohesive communication

Q9. How does IMC contribute to brand loyalty?

- A. By targeting new and unfamiliar customer segments
- B. By creating confusion around the brand message
- C. By offering limited product choices to customers
- D. By reinforcing brand values through consistent messaging

Q10. What role does storytelling play in IMC for branding?

- A. It is unrelated and has no impact on IMC
- B. It helps in creating an emotional connection with the audience
- C. It is only effective in print media
- D. It should be avoided as it distracts from the brand message

Q11. IMC helps in measuring the effectiveness of branding efforts through:

- A. Ignoring customer feedback
- B. Relying solely on gut feeling and intuition
- C. Analyzing data and feedback from various channels
- D. Implementing aggressive sales tactics

Q12. Which of the following is an example of an offline IMC channel?

- A. social media marketing
- B. Influencer collaborations
- C. Print advertisements
- D. Search engine optimization

Q13. Which stage of the AIDA model (Attention, Interest, Desire, Action) does IMC address effectively?

- A. Attention
- B. Interest
- C. Desire
- D. Action

Q14. IMC ensures a consistent brand message across various channels to avoid:

- A. Gaining a competitive advantage
- B. Building customer trust and loyalty
- C. Confusing customers with mixed messages
- D. Increasing brand visibility

- Q15. Which of the following is a key benefit of IMC for branding in the long run?
- A. Short-term revenue spikes
 - B. Decreased brand recognition
 - C. Reduced customer engagement
 - D. Stronger brand equity

Answers for Self Assessment

- | | | | | |
|-------|-------|-------|-------|-------|
| 1. A | 2. C | 3. C | 4. C | 5. C |
| 6. B | 7. D | 8. D | 9. D | 10. B |
| 11. C | 12. C | 13. A | 14. C | 15. B |

Review Questions

- Q1. How influential do you believe the IMC (Integrated Marketing Communications) approach is in building a strong brand identity?
- Q2. In your opinion, which elements of IMC, such as advertising, public relations, and social media, have the most significant impact on shaping consumer perceptions about a brand?
- Q3. Do you think that IMC strategies play a vital role in establishing an emotional connection between consumers and a brand? If so, how?
- Q4. When evaluating the effectiveness of IMC campaigns in branding, do you prioritize measurable metrics like sales and ROI, or do you also consider intangible factors like brand loyalty and customer advocacy?
- Q5. In today's digital age, where consumers are bombarded with information from multiple channels, how important do you think it is for brands to maintain a consistent message across all touchpoints in their IMC strategy? Can you provide examples of brands that excel or struggle in this aspect?



Further Readings

Integrated Marketing Communication (IMC) is an essential aspect of branding, encompassing various communication channels and strategies to create a cohesive and effective brand message. Here are five highly regarded books on IMC in branding:

1. "Integrated Advertising, Promotion, and Marketing Communications" by Kenneth E. Clow and Donald E. Baack:

This comprehensive textbook provides a solid foundation for understanding IMC and its role in branding. It covers various promotional tools, strategies, and case studies, making it suitable for students and professionals alike.

2. "Building Strong Brands" by David A. Aaker:

While not solely focused on IMC, this classic book delves into brand building, emphasizing the importance of consistent and integrated communication. It provides valuable insights on how to create and manage successful brands.

3. "Strategic Brand Management: Building, Measuring, and Managing Brand Equity" by Kevin Lane Keller:

Another highly regarded book, it covers branding from a strategic perspective. Although it doesn't exclusively focus on IMC, the book emphasizes the importance of cohesive brand messaging across different marketing channels.

4. "The New Rules of Marketing and PR: How to Use Social Media, Online Video, Mobile Applications, Blogs, News Releases, and Viral Marketing to Reach Buyers Directly" by David Merman Scott:

This book explores how digital marketing and PR can be integrated into the overall branding strategy. It offers practical insights into leveraging various online platforms to create a unified brand message.

5. "Advertising and Promotion: An Integrated Marketing Communications Perspective" by George E. Belch and Michael A. Belch:

This widely used textbook delves into IMC concepts and their role in advertising and promotion. It covers the latest trends and developments in marketing communications, providing a comprehensive overview of the subject.

These books offer valuable insights into IMC in branding, combining theoretical knowledge with practical examples and case studies to enhance your understanding of this vital marketing concept.



Web Links

1. American Marketing Association (AMA) - <https://www.ama.org/>

The American Marketing Association is a leading professional association for marketers. Their website offers valuable resources on IMC and branding, including articles, research, and best practices.

2. Marketing Profs - <https://www.marketingprofs.com/>

Marketing Profs is a popular online resource for marketing professionals. It covers various aspects of marketing, including IMC and branding, with articles, courses, webinars, and downloadable content.

3. HubSpot - <https://www.hubspot.com/>

HubSpot is a well-known marketing software company, and their website provides a wealth of information on inbound marketing, including topics related to IMC and branding.

4. Ad Age - <https://adage.com/>

Ad Age is a leading source of news and analysis for the advertising and marketing industry. They often cover topics related to IMC, branding, and the latest trends in the field.

5. Branding Strategy Insider - <https://www.brandingstrategyinsider.com/>

Branding Strategy Insider is a blog that focuses specifically on branding. They explore various branding-related topics, including strategies and insights on integrated marketing communications.

Unit 12: Measuring & Interpreting Brand Performance

CONTENTS

Objectives

Introduction

12.1 Measuring Brand Performance

12.2 Developing a Brand Equity Measurement & Management System

12.3 Two Broad Approaches to Measuring Brand Equity

12.4 Measuring Sources and Outcomes of Brand Equity

Summary

Keywords

Self Assessment

Answers for Self Assessment

Review Questions

Further Readings

Objectives

After studying this unit, you will be able to:

- understand a Brand Equity Measurement & Management system.
- understand measuring sources and outcomes of Brand Equity.

Introduction

Brand performance is a critical aspect of any business strategy, as it directly influences a company's ability to attract and retain customers. Measuring and interpreting brand performance involves evaluating various metrics that gauge the effectiveness of a brand's marketing efforts, customer perception, and overall market position. In this essay, we will explore the significance of brand performance measurement, the key metrics used to assess it, and how businesses can interpret these metrics to optimize their strategies and ensure long-term success.

Measuring brand performance is essential for several reasons. Firstly, it provides valuable insights into the effectiveness of marketing campaigns and initiatives. Without proper measurement, businesses would lack the ability to determine which strategies are working and which ones need improvement. Secondly, brand performance measurement helps businesses understand how their brand is perceived by customers and the wider market. By tracking brand perception, companies can identify strengths and weaknesses, enabling them to make informed decisions about brand positioning and messaging. Lastly, brand performance metrics serve as a benchmark for evaluating a company's progress over time, allowing them to set realistic goals and objectives.

Analyzing customer sentiment through social media monitoring and sentiment analysis tools provides insights into how customers perceive a brand. Positive sentiment indicates a strong brand image, while negative sentiment signals potential issues that need addressing.

Measuring and interpreting brand performance is a continuous process that requires attention to key metrics and a deep understanding of their implications. By evaluating brand awareness, equity, customer loyalty, and other critical indicators, businesses can make data-driven decisions that lead to improved brand positioning, increased customer satisfaction, and long-term success. Regularly analyzing and interpreting brand performance metrics enables companies to adapt to changing market conditions and maintain a competitive edge in today's dynamic business landscape.

12.1 Measuring Brand Performance

Brand Awareness: One of the fundamental metrics in brand performance is brand awareness. It indicates the extent to which consumers recognize and recall a brand. Various methods, such as surveys, social media monitoring, and website traffic analysis, can gauge brand awareness. High brand awareness often correlates with a larger customer base and higher market share.

Brand Perception: Understanding how consumers perceive a brand is equally important. Perception metrics include brand associations, emotional connections, and brand image. Qualitative research and sentiment analysis can provide valuable insights into how customers view a brand, helping businesses to refine their messaging and positioning.

Brand Equity: Brand equity encompasses the value and strength of a brand in the market. It is measured by factors like customer loyalty, perceived quality, and brand loyalty. Higher brand equity leads to greater customer retention and allows companies to charge premium prices for their products or services.

Brand Reach and Engagement: In the digital era, brand reach and engagement on social media platforms and other online channels have become crucial indicators of brand performance. Metrics like reach, impressions, clicks, and engagement rate help determine the effectiveness of a brand's online presence and marketing efforts.

Customer Satisfaction and Loyalty: Satisfied customers are more likely to become loyal advocates for a brand. Surveys, feedback forms, and customer reviews can help assess customer satisfaction levels, providing valuable data for understanding loyalty trends and areas of improvement.

Interpreting Brand Performance

Benchmarking: Interpreting brand performance requires benchmarking against key competitors and industry standards. By comparing their performance with industry leaders, businesses can identify gaps and opportunities to strengthen their brand position.

Trend Analysis: Regularly monitoring brand performance over time allows companies to identify trends and patterns. Positive trends signify successful strategies, while negative trends may indicate the need for strategic adjustments.

Root Cause Analysis: When interpreting brand performance metrics, it is essential to conduct a root cause analysis to identify the factors influencing positive or negative outcomes. Understanding the reasons behind brand successes or failures helps in making targeted improvements.

Customer Segmentation: Brand performance may vary across different customer segments. Analyzing brand metrics for specific customer groups can unveil insights into the preferences and behaviors of various customer demographics.

Marketing Effectiveness: Brand performance is closely tied to marketing efforts. Analyzing marketing campaigns and their impact on brand metrics helps businesses allocate resources efficiently and optimize their promotional strategies.

12.2 Developing a Brand Equity Measurement & Management System

Developing a brand equity measurement and management system is a crucial process for any business looking to build a strong brand and create lasting customer loyalty. Brand equity refers to the value and perception that consumers associate with a brand. A robust measurement and management system will help you assess the current state of your brand, identify areas for improvement, and take strategic actions to enhance its value over time. Here's a step-by-step guide to creating such a system:

Define Brand Objectives: Start by clearly defining your brand objectives. Understand what you want your brand to represent and achieve in the long term. This will serve as the foundation for your measurement and management efforts.

Identify Key Brand Elements: Identify the key elements that contribute to your brand's equity. These elements can include brand awareness, brand associations, perceived quality, brand loyalty, and other relevant dimensions.

Unit 12: Measuring & Interpreting Brand Performance

Set Measurable Goals: Establish specific, measurable, achievable, relevant, and time-bound (SMART) goals for each of the key brand elements. For example, you might set a goal to increase brand awareness by 20% within the next six months.

Data Collection: Determine the data sources and methodologies you will use to collect relevant information about your brand's performance. This may include customer surveys, focus groups, social media monitoring, website analytics, sales data, and more.

Brand Equity Metrics: Develop specific metrics for each brand element you identified earlier. For instance, metrics for brand awareness could include brand recall, website traffic, or social media mentions. Metrics for brand loyalty could include customer retention rates or repeat purchase behavior.

Index Creation: Create composite indices that combine multiple brand equity metrics to provide an overall picture of your brand's health and performance. These indices should be weighted appropriately based on the importance of each brand element to your overall brand strategy.

Benchmarking: Compare your brand's equity metrics against relevant competitors and industry benchmarks. This will help you gain insights into how your brand is performing relative to others in the market.

Analysis and Interpretation: Analyze the data collected to identify strengths, weaknesses, opportunities, and threats related to your brand equity. Interpret the findings to gain actionable insights for your brand management strategy.

Develop Action Plans: Based on the analysis, create actionable strategies to enhance your brand equity. These can include marketing campaigns, customer experience improvements, product/service enhancements, and more.

Implementation and Monitoring: Implement the action plans and monitor their effectiveness over time. Continuously collect data and assess the impact of your initiatives on brand equity. Adjust your strategies as needed to achieve your brand objectives.

Review and Iterate: Regularly review your brand equity measurement and management system to ensure its relevance and effectiveness. Iterate and make improvements as your business and market conditions evolve. Building and managing brand equity is an ongoing process. It requires consistent effort, strategic thinking, and a customer-centric approach. By continuously measuring and improving your brand equity, you can create a strong and enduring brand that resonates with your target audience and drives long-term business success.

It's well-known that customers will tend to buy a product they recognize and trust. The concept of brand equity takes advantage of this customer behavioral tendency to maximize profitable sales over time. Brand equity is the added value a company has when they have a strong and positive brand name and public perception. This creates a marketplace that favors the company with the strongest brand equity.

Increased revenue and profits when customers choose your brand over another, even if it's more expensive to buy. Better hold on customers at future buying opportunities, because greater brand equity leads to more goodwill and brand awareness.

12.3 Two Broad Approaches to Measuring Brand Equity

Whether with the process of starting out, or working on building a brand for a while, measuring progress lets us know the strength of a brand in the market, and how it has developed over time.

Two broad approaches to the data types to measure:

1. Economical (O data)
2. Emotional Data (X data)

1. Economical (O data)

This is operational data like sales data, finance data, and HR data. As it can be quantified into numerical values, it can be measured over and over, providing datasets. This data-driven approach to measuring brand equity would use the results to provide proof and insights on current performance, and predictions based on historical trends. This sort of data can be measured more

easily than emotions and feelings. But it can only show past activities and what happened. It can't tell and predict what will happen in the future and why things will happen. This is where the second approach comes in.

2. Emotional (X data)

This approach to measuring brand equity uses experience data. It seeks to find qualitative reasons to explain emotional decisions and how brands 'sit' in people's minds. Brands that invest in their brand equity get a 'mental advantage' over other brands. This advantage results in a bias toward buying the brand's product, even if it's sold at a premium.

It comes from the customer attaching their 'self-image' to the brand's messaging. By buying the product, they're buying into brand values, which they identify with. In this way, the product has the power to represent the customer's future prospects, inspire them or help their self-esteem. A strong brand also finds it relatively easier to attract the 'elite' and motivate its workforce, meaning they'll be more likely to stay with the company longer, too.

For brand equity to be measured properly, to account for both operational data and experience data, it's recommended that you choose metric groups that measure both sides. This will give you the full picture - the what and the why. Amongst the tools that marketers have at their disposal to build strong consumer-based brand equity, communication Programs are one of the most significant. What's more, communication Programs can be vital to the brand's success and survival. Their main goal is to evoke a positive brand image and increase brand awareness. If they are successful, the entire marketing strategy is successful, and vice versa.

Measuring the success of marketing communication Programs takes time and effort. These measurements need to determine whether the strategy is effective and efficient. Furthermore, the results can point to how to manage the Programs better. We can measure the effectiveness of communication Programs directly and indirectly.

Designing the Measurement System

The indirect method relies on recording and sorting the changes in emotional attachments in users. Meanwhile, the direct method measures and analyses the response of consumers in terms of sales. These two measurement approaches can be used in conjunction to create the brand equity measurement system. The primary goal of this system is to provide information for future marketing efforts, based on the data gathered while measuring sources and outcomes.

1. Brand Equity Measurement System

Every marketer will agree that there is a need to implement the brand equity measurement system. However, not all of them know how to do it. Furthermore, even fewer of them know how to utilize it fully. Typically, high ROI means a successful marketing campaign. However, this is nothing but a short-term indicator.

The brand equity measurement system is more of a long-term solution. However, that doesn't mean that marketers should ignore the ROI measurement system simply because it only shows short-term results. The brand equity measurement system, as a long-term indicator, can predict future ROI and the overall value of the brand.

2. Changing the Consumers' Actions

Marketing communication Programs also have another goal – changing the actions of consumers. To do that, we must evaluate the result, predict future cash flow, and create a brand value chain. That will allow you to form a chart of building brand equity.

The first step is to invest in the design and analysis of the measuring program. The critical resources here are the relevant questions for consumers – those will provide a detailed insight into the quality of the program and the current customer mindset. After this step is implemented and the program is executed, we can analyze the customers' minds in a new environment. That will give insight into whether the program had any impact or not.

3. Focal Point

Furthermore, an important focal point of any program should be the analysis of the reaction of competitors. Understand how brand actions influenced the market and what effect the program had. The easiest way to measure results is to look for a change in customers' behavior. If they act

Unit 12: Measuring & Interpreting Brand Performance

more positively toward your brand, the result is that your marketing program was effective. Positive action from consumers can create shareholder value. Namely, it can boost profits and increase the stock price.

4. Conducting Audits

No matter what kind of program is implemented, the need is to always check if it's effective. The need is to know if it was worth the investment and if it had the desired effect. For example, you can do surveys after every purchase to make sure brand image and awareness are on the rise. No matter what kind of program is implemented, the need is to always check if it's effective. The need is to know if it was worth the investment and if it had the desired effect. For example, you can do surveys after every purchase to make sure brand image and awareness are on the rise.

The next step should be to check what kind of an impression the brand leaves on the customers. We can even track the general feelings our consumers have while purchasing our product. What's more, we can track which attributes brought those feelings on. Another thing that you should do in audits is to check the corporate brands.

Corporate brand tracking means peeking at how the entire company influences customers' mindsets. Track everyone in the brand family and see if there's any correlation between the perception of the brand and the perception of the entire company. That is especially important for global corporations.

All this tracking will leave companies with big piles of data. Some information will be more important than others. However, each piece of data will prove useful for any future decisions you have to make. Once data is compiled and analyzed through results we are able to create a brand equity report. That report will prove invaluable when it comes to overseeing the development of your marketing strategies. Furthermore, it will soon become the ideal brand equity measurement and management system.

Ways to Measure

There are 7 ways to evaluate brand equity, including some examples of metrics you can use to collect operational and experience data:

1. Brand evaluation
2. Brand strength
3. Brand Awareness
4. Brand Relevance
5. Output metrics
6. Financial Data
7. Competitive Metrics

1. Brand Evaluation

One way of measuring brand equity is by trying to understand the total value of the brand as a separate monetary asset, which can be included on a business's balance sheet. This metric shows the worth of the brand, reflecting the brand's contribution to the company's success. How can we measure a brand's financial value? There are differing schools of thought on this, where results produce divergent estimates of brand value or agreement on the direction of change, differing from one year to the next.

It's worth considering the value in terms of:

Cost-value to create and build the brand - this could include the budget spent on advertising, trademarking, or licensing.

The market value of what it's worth when put into the market to sell when looking at similar companies and brands.

Income-value of what it brought into the company, or how much the company saved by growing the brand.

2. Brand Strength

Brand strength, or the power of the brand, can be measured by emotional data - the differential value the brand has acquired in someone's mind, as a result of multiple interactions over time. Equity is almost synonymous with 'attitudinal strength' or 'strength in the mind' and is a proxy measure for the relative consumer demand for the brand. To capture this data using consumer surveys, and a series of evaluative questions that assess the relative preference, or 'want ability' the consumer has for the brand.

3. Brand Awareness

Brand awareness is how well a brand is known by target customers, the market, and by key stakeholders. Since brand awareness is an emotional-based metric, it can be measured with questions asking about A customer's future intent to buy. A customer's current brand awareness now and over time the purchase history of target customers How much 'conversation share' there is - A measure of the customer's time that is passed speaking about the brand in everyday conversations.

Key methodologies to use include Focus groups, research panels or customer brand perception surveys, Sales data, Customer feedback routes like using social media reviews and mentions Website search volumes on your brand.

4. Brand relevance

This is connected to customer satisfaction but focuses on whether your customers agree that the brand provides unique value. This can increase your brand equity level as the brand is perceived to be more valuable and relevant to a target market or to fulfill a specific purpose. Some ways you can measure this include Customer satisfaction (CSAT) surveys can help you understand your customer's satisfaction levels with your company's brands, products, services, or experiences.

A Net Promoter Score (NPS) can provide insight on the customer's emotional connection to a brand, which is a key driver for increasing brand loyalty. Using a survey-based statistical technique called Conjoint Analysis to reveal key consumer decision-making processes and the value customers place on a brand's features.

5. Output Metrics

To determine brand equity through outputs email marketing or social media messaging can be used. It relates to ROI operational data that tells you if your effort (e.g., number of communications out) was worth the investment. Email marketing won't singularly determine brand equity, but it will improve brand awareness and perception, and as awareness grows, revenue should improve too.

This information can be gained from sales transactions about promoted brand products. The pricing power, or the brand's ability to command a premium without losing business to a competitor is often associated with "brand equity" in consumer and service markets. Other methodologies for investigating outputs are:

Analysis of variance testing (ANOVA) to understand how different groups respond to variations to a brand's messaging or development version.

Cost-comparison of pricing valuations

Customer responses back to communication call to action - for example, signing up to an email list, or joining a loyalty program.

6. Financial Data

We can understand a product or service's brand equity by looking at the financial results and sales performance of the business. Historical data is necessary to assess brand performance, like the market share, profitability, revenue, price, growth rate, cost to retain customers, cost to acquire new customers, and branding investment. Also, don't neglect some key indicators of good brand equity, which should all be increasing if you're on the right path:

The value of a customer over their lifetime

The price premium in comparison with your competition

The revenue growth rate

7. Competitive Metrics

If competitors are doing badly, or if they are giving a run for money and creating great marketing campaigns, their activities will have an impact on the brand. You can see how brand equity performs within a competitive market, but in particular, you can conduct Competitor analysis to evaluate competitors' strengths and weaknesses, and how their brand compares to ours. If their brands are performing well, you'll see variances in: Your acquisition rate against their rates, Your dominant position in the market - including sales, social media engagement, and following Revenue generated through certain channels that are being used by other competitors.

12.4 Measuring Sources and Outcomes of Brand Equity

Measuring brand equity involves assessing the various sources and outcomes that contribute to a brand's value and influence on consumer behavior. Brand equity refers to the intangible assets linked to a brand's name, symbol, or logo that impact the brand's ability to drive customer preference and loyalty. Here's an overview of how to measure the sources and outcomes of brand equity:

Brand Awareness: Brand awareness measures the extent to which consumers are familiar with a brand and its products or services. This can be assessed through surveys and metrics such as aided and unaided recall, recognition, and top-of-mind awareness.

Brand Associations: These are the attributes and qualities that consumers associate with a brand. Measuring brand associations can involve qualitative research (focus groups, interviews) and quantitative research (surveys) to identify the most relevant and impactful associations.

Perceived Quality: This represents consumers' perceptions of a brand's product or service quality. It can be measured through customer satisfaction surveys, reviews, and ratings.

Brand Loyalty: Brand loyalty gauges the level of repeat purchases and customer retention a brand enjoys. It can be measured using metrics like customer retention rate, repeat purchase rate, and Net Promoter Score (NPS).

Brand Identity: Brand identity reflects how well a brand's visual elements, messaging, and positioning align with its target audience. It can be assessed through brand consistency audits and feedback from customers.

Brand Personality: Brand personality relates to the human traits and characteristics associated with a brand. Measuring brand personality often involves using psychological scales and analyzing consumer perceptions.

Brand Relevance: This measures a brand's relevance and resonance with its target audience. Surveys and focus groups can help gauge how well a brand meets the needs and desires of its customers.

Brand Differentiation: Brand differentiation assesses how a brand stands out from its competitors. Market research and customer feedback can reveal if consumers perceive the brand as unique and distinctive.

Financial Performance: Brand equity can impact financial performance indicators, such as revenue, market share, and profitability. Analyzing financial data and conducting market research can provide insights into the brand's impact on these metrics.

Brand Extensions: Brand equity can influence the success of brand extensions or new product launches. Monitoring the performance of these extensions can provide insights into the strength of the brand equity.

Customer Attitudes and Behavior: Observing changes in customer attitudes and behavior, such as purchase intent, brand advocacy, and word-of-mouth referrals, can indicate the impact of brand equity.

Brand Equity is the value of a brand that decides its worth. Many brands have high brand equity. Forbes magazine has recognized the top 5 valuable brands and their worth, which is as below:

Microsoft: \$104.9 billion

Facebook: \$94.8 billion

Apple: \$182.8 billion

Google: \$132.1 billion

Amazon: \$70.9 billion

Measuring brand equity is the process of calculating the value of a brand. In other words, it is the equivalent amount of money that a person or a company is ready to pay for the brand. Measuring brand equity is the starting point to understand and design the efforts that are required by a brand to grow its market share. Measuring brand equity will help to develop a strong brand with high value.

Measuring brand equity will give you an understanding of other indicators of your brand performance, such as reliability, satisfaction, quality, loyalty, etc. These indicators depict the brand perception and ultimately give a lead on whether the customers are indeed happy about brand. By measuring brand equity, we can gain a better understanding of target customers and their demographics, such as their location, interests, buying habits, income group, gender, age group, etc. This information will help to personalize branding efforts and will be able to reach out to the right set of people.

To measure brand equity effectively, businesses often use a combination of qualitative and quantitative research methods, including surveys, focus groups, in-depth interviews, and data analysis of various performance metrics. This comprehensive approach provides a holistic view of a brand's equity and helps businesses make informed decisions to enhance and protect their brand value.

How to Measure Sources of Brand Equity

We measure and seek to understand the way consumers think. What's more, you also must understand what the current level of brand knowledge among your customers is. That way, you'll know where to aim your marketing efforts. In theory, every marketer should have enough in-depth knowledge about the way their consumer thinks, feels, and acts toward their brand to be able to make a mind map of sorts. However, since brand awareness is consumer-based and confined within the mind of the consumer, that isn't such an easy task.

Measure the way marketing programs affect the buying habits of consumers. But how do you achieve that? You have to develop strategies and techniques that will essentially convert thoughts and emotional attachments into hard data that you can analyze. A particularly crucial step here is creating a measurement system that can tell you about the source of brand equity. Here are some research techniques that you can apply.

Qualitative Techniques

1. Questionnaires

Basic questions and surveys can provide you with a lot of information. Giving your consumers sets of questions can help you record their responses to your brand. What's more, this is a perfect technique to find out the thoughts and feelings consumers might have about your brand. You can even make the questions specific and inquire about the features of your products as well as the overall experience.

2. Customer Behavior

To understand how your customers make their purchasing decisions, you have to look closely at their behavior. You can use oral and written surveys to see what your customers factor in when they make their choices. Furthermore, you can also find out if they give some factors a certain level of priority, if they make their purchasing decisions at a specific time of the year, etc.

3. Open End Questions

Open-end questions, or free associations, are the perfect way to measure brand exposure, image, and awareness. Here's a good example. Ask your consumers what the first thing that comes to their

minds when they hear the name of your brand is. Based on their answers, you can see if they have an emotional attachment to the brand. However, you can't just ask your questions willy-nilly. You have to design them properly, so they lead you to the information that's crucial to you. Furthermore, there also has to be a hierarchy of questions. You should start by asking about the overall image and then move down to more specific issues that deal with particular features or product attributes.

4. Quant

You can use quantitative techniques as an alternative solution to your research. Ask your consumers to rank your product and brand, for example. These techniques focus on brand awareness and the perception that consumers have of your brand. Here, recognition and recollection are crucial. If the customer can recall your brand immediately and tell you what they associate it with, you can get a pretty clear image of the level of brand awareness.

What's more, you can also test if the consumers can identify your brand under challenging circumstances. For example, you can give them a part of the product and see if they can recognize the brand. Furthermore, you can ask them which brands they associate with attributes that your brand has and see if they show ample recollection.

Both qualitative and quantitative techniques will give you an excellent insight into the perspective of the consumer. Qualitative methods analyze the brand association and attitude towards the brand, while quantitative techniques analyze brand awareness.

Measuring brand equity will also give an accurate picture of brand value that can be used for reporting purposes such as showing the value in the balance sheet, tax purposes, securitization, litigation, licensing, and even during mergers and acquisitions. Commercial valuation of brand equity is equally essential for budgeting purposes and for designing marketing strategies.

Approaches to Measure Brand Equity

Brand value means different things to a different set of people. It is an objective term, and quantifying the qualitative value can be difficult. Though it is difficult, and the process of measuring brand equity can be challenging, it is not impossible. There are numerous ways in which brand equity can be measured.

1. Cost- Based Brand Valuation

a) Historical Cost Method

This method of brand equity measurement is very simple and easy. It is the total amount spent on building a brand from the start till date. It is the total of the individual costs incurred towards creating a brand such as the advertising cost, campaign cost, promotion cost, registration costs, and licensing costs. The total value is at which a brand can be sold. This method of measuring brand equity will require you to put a value to the cost of the brand and establish the actual expenses incurred in the current cost.

b) Replacement Cost Method

In this method of brand equity measurement, the value of the brand is estimated after considering the total expenses and investment that will be required to replace the brand with a new brand of equal value.

c) Recreation Cost Method

In this method, the current cost of recreating a brand is calculated using the current prices. This method is trying to eliminate the problems faced in the historical cost method.

d) Conversion Method

In the conversion method, brand equity can be measured by estimating the level of awareness that is required to be generated to get to the current sales level. This method is based on the conversion model, which considers the level of awareness in customers that will trigger further buying. The result will be used to estimate the cost that is needed to acquire new customers, which is actually the cost of brand equity.

e) Customer Preference Method

This method uses brand awareness to calculate brand equity. Brand equity is calculated by observing the change in the market share when there is an increase in brand awareness.

2. Market-based Brand Valuation

a) Comparable Method

In this method, brand equity is measured based on similar transactions that occurred in companies in the same industry. The measurement considers the premium paid by other companies of similar nature and applies it to their own brand.

b) Equity valuation Method

In the Equity valuation method of measuring brand equity, the brand value is calculated using two parameters. The first parameter is the returns that are generated from investments that enhance demand for the product, such as advertising that can generate profits. The second parameter is the savings in the costs relating to marketing their branded products. This can include the costs saved during a new product launch due to the already-established brand.

c) Residual Method

The residual method of measuring brand equity considers the value that is remaining after subtracting any of the physical attributes of the brand. It is the residual value that remains after subtracting the net asset value from the market capitalization. In this method, brand equity is measured in financial terms, which is important during events such as mergers and acquisitions.

3. Income Based Brand Valuation

a) Price Premium Method

In this method of brand equity measurement, brand value is calculated by first taking the price difference between the branded product and a generic product, and then multiplying the difference with the total branded sales volume. This method uses the assumption that a branded product creates an additional benefit for consumers, and the consumers are willing to pay extra for this additional benefit.

b) Royalty Relief Method

The royalty relief method of calculating brand equity is a very popular method used mostly by many corporations. In this method, brand equity is calculated based on the royalty fees that an organization has to pay for using the trademark if it did not own the brand.

c) Excess Earnings Method

Brand equity measurement in this model is done based on intangible returns. The returns on all the tangible assets plus all of the financial assets are calculated, which are then deducted from the total returns of the company. Then a portion of the excess returns is assigned to the brand.

d) Competitive Equilibria

In this method of brand equity measurement, the brand earnings from the market share of the branded company are compared with that of an unbranded peer company which is not described by factors such as price, distribution, investment, and marketing. The resultant value is then discounted to arrive at the brand equity value.

Summary

In today's highly competitive and fast-paced business environment, establishing a strong and recognizable brand is essential for long-term success. A brand represents the identity, reputation, and perceived value of a company or product in the minds of consumers. Measuring and interpreting brand performance is crucial for businesses to assess the effectiveness of their branding strategies, identify areas for improvement, and make informed decisions to drive growth and profitability. Measuring and interpreting brand performance is a multifaceted task that demands a comprehensive understanding of various metrics and their implications. A successful brand not only attracts customers but also creates long-term loyalty and brand advocates. By analyzing brand performance data, businesses can identify strengths, weaknesses, and opportunities, enabling them

Unit 12: Measuring & Interpreting Brand Performance

to make informed decisions to enhance their brand's positioning and drive sustainable growth. Regular monitoring and adjustments based on insights gained from brand performance analysis are essential to maintaining a competitive edge in the ever-evolving business landscape.

Keywords

- developing a brand equity measurement & management system
- measuring sources and outcomes of brand equity

Self Assessment

Q1. Which of the following metrics measures brand awareness?

- A. Customer satisfaction
- B. Net Promoter Score (NPS)
- C. Brand recall
- D. Customer lifetime value (CLV)

Q2. Which indicator assesses a brand's reputation among its target audience?

- A. Click-through rate (CTR)
- B. Return on Investment (ROI)
- C. Brand perception
- D. Conversion rate

Q3. Which metric helps gauge a brand's ability to retain customers?

- A. Customer churn rate
- B. Cost per lead (CPL)
- C. social media engagement
- D. Cost per acquisition (CPA)

Q4. The measure of a brand's market share compared to its competitors is called:

- A. Customer equity
- B. Market penetration
- C. Market share
- D. Brand value

Q5. What does "brand equity" represent?

- A. The financial value of the brand
- B. The total assets of the company
- C. The perceived value and strength of the brand in the market
- D. The number of loyal customers

Q6. Which of the following is a leading indicator of future brand performance?

- A. Customer complaints

- B. Employee satisfaction
- C. Brand loyalty
- D. Historical sales data

Q7. How is Customer Lifetime Value (CLV) calculated?

- A. Total revenue divided by the number of customers
- B. Total expenses minus total revenue
- C. Average purchase value multiplied by purchase frequency
- D. Average purchase value multiplied by customer lifespan

Q8. What does Net Promoter Score (NPS) measure?

- A. Customer loyalty
- B. Market share
- C. Profit margin
- D. Employee satisfaction

Q9. Which method can help assess brand performance in comparison to its competitors?

- A. SWOT analysis
- B. financial statement analysis
- C. Brand positioning analysis
- D. Competitive benchmarking

Q10. The percentage of customers who stop purchasing from a brand over a specific period is known as:

- A. Brand loyalty rate
- B. Customer churn rate
- C. Market penetration rate
- D. Brand recall rate

Q11. How is brand perception usually measured?

- A. By the number of employees in the company
- B. Through surveys and focus groups
- C. By calculating the brand's stock price
- D. Based on the number of social media followers

Q12. Which of the following represents a brand's emotional connection with its customers?

- A. Brand positioning
- B. Brand loyalty
- C. Brand personality
- D. Brand differentiation

Q13. Which metric indicates the percentage of customers who make a repeat purchase?

Unit 12: Measuring & Interpreting Brand Performance

- A. Customer lifetime value (CLV)
- B. Customer retention rate
- C. Customer churn rate
- D. Customer acquisition cost (CAC)

Q14. What does the "Brand Resonance Pyramid" model evaluate?

- A. The financial performance of a brand
- B. The different levels of brand loyalty
- C. The brand's market share
- D. The customer acquisition cost (CAC)

Q15. A high Customer Acquisition Cost (CAC) relative to Customer Lifetime Value (CLV) may indicate:

- A. Strong brand performance
- B. A profitable marketing strategy
- C. Potential issues with long-term sustainability
- D. An optimized customer retention rate

Answers for Self Assessment

- | | | | | |
|-------|-------|-------|-------|-------|
| 1. C | 2. C | 3. A | 4. C | 5. C |
| 6. C | 7. D | 8. A | 9. D | 10. B |
| 11. B | 12. C | 13. B | 14. B | 15. C |

Review Questions

Q1. How do you personally define "brand performance," and what key indicators do you believe are essential for measuring it effectively?

Q2. In your opinion, which metrics provide the most meaningful insights into a brand's performance, and how do these metrics contribute to a deeper understanding of the brand's overall health and success?

Q3. When interpreting brand performance data, how do you balance qualitative and quantitative data sources to gain a comprehensive understanding of the brand's impact on consumers and its position in the market?

Q4. As a marketing professional, how do you handle the challenge of attributing brand performance to specific marketing campaigns or initiatives? What strategies do you employ to distinguish between the impact of various factors on the brand's success?

Q5. Brand performance can vary significantly across different industries and market segments. How do you approach comparing and benchmarking brand performance across diverse sectors, and what are the potential pitfalls to avoid in this process?



Further Readings

1. "Brand Equity & Advertising: Advertising's Role in Building Strong Brands" by David A. Aaker

This book by branding expert David Aaker explores the concept of brand equity and how advertising plays a crucial role in building and measuring brand strength. It offers practical insights and frameworks for marketers to assess brand performance and understand the impact of advertising campaigns.

2. "Brand Sense: Sensory Secrets Behind the Stuff We Buy" by Martin Lindstrom

Martin Lindstrom delves into the sensory aspects of branding in this book, emphasizing the importance of multisensory experiences in influencing consumer behavior. It examines how measuring sensory responses can provide valuable insights into brand performance and consumer perception.

3. "The Brand Gap: How to Bridge the Distance Between Business Strategy and Design" by Marty Neumeier

While this book focuses on bridging the gap between business strategy and design, it also offers insights into measuring brand performance. It highlights the importance of aligning brand strategy with business objectives and provides practical methods for evaluating brand success.

4. "Brand Analytics: A Practical Approach to Measuring Brand Success" by Mike Grigsby

"Brand Analytics" provides marketers with a practical guide to measuring brand performance using data-driven approaches. The book covers various analytical methods, including brand tracking, social media analysis, and customer surveys, to gauge brand health and effectiveness.

5. "Building Strong Brands" by Kevin Lane Keller

Kevin Lane Keller is a prominent figure in the field of brand management, and this book is one of his seminal works. While not solely focused on measurement, it covers essential concepts related to brand performance evaluation. The book emphasizes the importance of brand equity and how to build strong, enduring brands.



Web Links

1. Nielsen: <https://www.nielsen.com/>

Nielsen is a renowned global measurement and data analytics company, offering valuable insights into brand performance and consumer behavior.

2. Kantar: <https://www.kantar.com/>

Kantar is another leading market research and brand consulting company that provides data and analysis on brand performance.

3. Brand Z: <https://www.brandz.com/>

Brand Z, powered by Kantar, offers an annual ranking of the world's most valuable brands and provides insights on measuring brand performance.

4. Interbrand: <https://www.interbrand.com/>

Interbrand is a well-respected brand consultancy that focuses on brand strategy and valuation, offering valuable resources on brand performance measurement.

5. Brand Finance: <https://brandfinance.com/>

Brand Finance is a brand valuation consultancy that publishes annual rankings of the most valuable global brands, providing insights into brand performance measurement.

Remember, you have to explore these websites to find relevant and up-to-date information on the topic of measuring and interpreting brand performance.

Unit 13: Growing & Sustaining Brand Equity

CONTENTS

Objectives

Introduction

13.1 Designing & Implementing Branding Strategies

13.2 Managing Brands Over Time

Summary

Keywords

Self Assessment

Answers for Self Assessment

Review Questions

Further Readings

Objectives

After studying this unit, you will be able to:

- Understand designing & implementing branding strategies.
- Analyze managing brands over time.

Introduction

Growing and sustaining brand equity is essential for the long-term success of any business. Brand equity refers to the intangible value that a brand holds in the minds of consumers, which influences their perception, preference, and willingness to pay a premium for the brand's products or services. Clearly define your brand's unique value proposition and position it distinctively in the market. Understand your target audience and cater to their needs and preferences, setting your brand apart from competitors. Maintain a consistent and coherent brand message across all communication channels. This includes advertising, social media, packaging, and customer interactions. Consistency helps reinforce brand identity and build brand recognition. Establish an emotional connection with your target audience through storytelling, social responsibility initiatives, and authentic brand values. Emotional branding fosters a deeper bond with consumers. Brand equity is built over time and requires a holistic approach that aligns with your brand's values and objectives. It's not just about the logo or visual identity but also about the emotional connection and perceived value that your brand brings to consumers' lives.

13.1 Designing & Implementing Branding Strategies

Designing and implementing branding strategies is a critical process that helps businesses establish a strong and recognizable brand identity in the market. An effective branding strategy can increase brand awareness, create a positive perception of the brand, and foster customer loyalty. Here are the steps to design and implement a successful branding strategy:

Market Research: Start by conducting thorough market research to understand your target audience, competitors, industry trends, and consumer preferences. This data will serve as the foundation for your branding decisions.

Define Your Brand Identity: Clearly articulate what your brand stands for, its values, mission, and unique selling proposition (USP). Develop a brand personality that aligns with your target audience's preferences and aspirations.

Create a Brand Logo and Visual Identity: Design a memorable and visually appealing logo that represents your brand's essence. Establish a consistent visual identity, including color schemes, typography, and design elements, which will be used across all brand materials.

Craft Your Brand Message: Develop a compelling brand message and positioning statement that conveys your brand's value proposition and differentiates it from competitors. This message should be consistent across all marketing channels and communications.

Choose Brand Communication Channels: Identify the most effective communication channels to reach your target audience. This may include social media, websites, email marketing, print materials, events, and more.

Brand Voice and Tone: Determine the appropriate voice and tone for your brand communication. It should reflect your brand personality and resonate with your audience. Whether it's formal, friendly, humorous, or authoritative, consistency is key.

Consistency is Key: Consistency is crucial for successful branding. Ensure that all aspects of your brand, from visuals to messaging, remain consistent across all touchpoints.

Brand Experience: Consider how customers will experience your brand at every touchpoint, from the first interaction to post-purchase support. Focus on creating a positive and memorable customer experience.

Engage and Interact: Engage with your audience on social media, respond to comments and messages, and encourage customer feedback. Positive interactions can build strong relationships with your customers.

Monitor and Measure: Continuously monitor the performance of your branding efforts. Use analytics and feedback to assess the effectiveness of your strategies and make adjustments as needed.

Brand Evolution: Brands are not static; they evolve over time. Stay adaptable and be prepared to adjust your branding strategies as your business grows and market dynamics change.

Long-term Vision: Building a brand takes time. Have a long-term vision and commitment to your branding strategy. Consistent efforts and dedication will yield results over time.

Successful branding is about creating an emotional connection with your audience. By consistently delivering on your brand promise and values, you can establish a strong and loyal customer base. It's a continuous process that requires attention, creativity, and a deep understanding of your market. Growing and sustaining brand equity is essential for the long-term success of a business. Brand equity refers to the value and perception that consumers associate with a brand. Building strong brand equity can lead to increased customer loyalty, higher sales, and competitive advantage. Here are some principles to consider when growing and sustaining brand equity:

Brand positioning: Clearly define your brand's unique value proposition and position in the market. Understand what sets your brand apart from competitors and communicate this distinctiveness to your target audience consistently.

Consistent brand identity: Establish a consistent brand identity across all touchpoints, including logos, colors, typography, and messaging. Consistency builds brand recognition and helps consumers develop trust in your brand.

Customer experience: Prioritize the customer experience and ensure it aligns with your brand promise. Consistently deliver exceptional products or services and focus on meeting customer needs and preferences.

Brand communication: Develop a cohesive and authentic brand communication strategy. Use storytelling to convey your brand's values, mission, and purpose. Engage with your audience through various channels, such as social media, advertising, and content marketing.

Brand loyalty programs: Implement loyalty programs to incentivize repeat purchases and reward customers for their loyalty. This helps build long-term relationships with customers and encourages them to advocate for your brand.

Quality and innovation: Focus on delivering high-quality products or services that meet or exceed customer expectations. Additionally, invest in continuous innovation to stay relevant in a rapidly changing market.

Unit 13: Growing & Sustaining Brand Equity

Employee engagement: Your employees are brand ambassadors. Ensure they understand and believe in your brand's values and purpose. Engaged employees will deliver better customer experiences and positively impact brand perception.

Community involvement: Engage with your community and support social causes aligned with your brand's values. Participating in philanthropic activities can enhance your brand's reputation and create a positive impact.

Monitor brand health: Regularly measure and assess the health of your brand through various metrics, including customer satisfaction, brand awareness, and brand perception. Use this data to make informed decisions and improvements.

Adapt to market changes: Stay vigilant about market trends and consumer preferences. Be ready to adapt your branding strategies to meet changing demands and expectations.

Crisis management: In the face of negative events or crises, handle them transparently and promptly. How you respond during challenging times can significantly impact your brand's equity.

Long-term perspective: Building strong brand equity takes time and dedication. Focus on long-term goals and avoid short-term tactics that could harm your brand's reputation.

By following these principles, businesses can grow and sustain brand equity, fostering a loyal customer base and a strong market position. Remember that brand equity is an ongoing journey that requires continuous effort and attention to maintain and enhance its value over time.

Designing and implementing branding strategies is crucial for creating a strong and memorable brand identity. Here are some methods and steps to consider when developing your branding strategy:

Define Your Brand Identity: Clearly articulate what your brand stands for, its mission, values, personality, and unique selling propositions (USPs). Understand your target audience and what they value to align your brand with their needs and preferences.

Market Research: Conduct thorough market research to understand your industry, competitors, and target audience. Identify gaps in the market and opportunities for your brand to differentiate itself.

Brand Positioning: Determine how you want your brand to be perceived relative to your competitors. Develop a unique positioning statement that highlights your brand's distinctiveness and value.

Brand Name and Logo: Choose a memorable and relevant brand name that resonates with your target audience. Design a visually appealing and representative logo that reflects your brand's personality and values.

Brand Messaging: Develop a consistent brand message that communicates your value proposition clearly and persuasively. Ensure that all communications, both internal and external, align with this message.

Brand Voice and Tone: Define your brand's voice (the personality and style) and tone (the emotional expression within that personality). Consistent use of voice and tone in all communication helps create a cohesive brand experience.

Visual Identity: Establish a cohesive visual identity that includes colors, fonts, and imagery that align with your brand's personality and resonate with your target audience.

Brand Guidelines: Create brand guidelines that outline the dos and don'ts of using your brand assets across various channels. These guidelines ensure consistency and protect the integrity of your brand.

Brand Storytelling: Craft compelling brand stories that connect with your audience emotionally. Stories help humanize your brand and create a deeper connection with consumers.

Integrated Marketing Communications (IMC): Develop an integrated marketing communications plan that outlines how you'll communicate your brand message across various channels, such as advertising, social media, public relations, events, and more.

Customer Experience: Ensure that every touchpoint with your brand delivers a consistent and positive experience. From customer service to product packaging, all interactions should reinforce your brand identity.

Innovative Campaigns: Create creative and innovative marketing campaigns that showcase your brand's values and resonate with your target audience. These campaigns can help generate brand awareness and engagement.

Digital Presence: Establish a strong online presence through a well-designed website, social media, email marketing, and other digital channels. Ensure that your digital branding is consistent with your overall brand identity.

Measuring and Evaluating: Set key performance indicators (KPIs) to measure the success of your branding efforts. Regularly evaluate the performance of your branding strategy and make adjustments as needed.

Adaptability: Stay flexible and adapt your branding strategy as the market and consumer preferences evolve. A successful brand is one that can remain relevant over time.

Remember, building a strong brand takes time, consistency, and a deep understanding of your target audience. Be patient and committed to your brand strategy, and over time, it will help your brand stand out and create a lasting impression on consumers.

Designing and implementing branding strategies can offer a wide range of advantages for businesses and organizations. Here are some key benefits:

Brand Recognition and Recall: An effective branding strategy helps create a distinctive identity for the company or product, making it easier for customers to recognize and remember it amidst competition. This brand recognition encourages customer loyalty and repeat business.

Differentiation: A strong branding strategy allows you to highlight what sets your brand apart from others in the market. It enables you to communicate your unique selling points, values, and mission, which can be a compelling reason for customers to choose your brand over competitors.

Customer Loyalty and Trust: Brands that consistently deliver on their promises and maintain a positive reputation tend to build strong customer loyalty and trust. People are more likely to choose a brand they trust, even if there are cheaper alternatives available.

Premium Pricing: A well-established and reputable brand can command premium pricing for its products or services. Customers are often willing to pay more for products associated with a strong and trustworthy brand.

Brand Extension Opportunities: Successful branding can open up opportunities for brand extensions. When customers have a positive perception of a brand, they are more likely to be receptive to new products or services introduced under the same brand name.

Employee Motivation and Pride: A well-defined brand with a clear mission and values can inspire employees. When employees understand and align with the brand's identity, it can boost their motivation and pride in their work, leading to higher productivity and job satisfaction.

Ease of Marketing and Advertising: A recognizable brand simplifies marketing and advertising efforts. Consistent branding across various channels ensures that the message reaches the target audience more effectively.

Resilience during Crisis: Brands that have built strong emotional connections with their customers tend to weather crises better. During challenging times, loyal customers are more likely to stand by the brand, offering a level of stability.

Partnership and Collaboration Opportunities: Strong brands attract potential partners and collaborators, as they want to associate themselves with a reputable and influential entity.

Global Expansion Facilitation: Brands that have successfully established themselves in one market can often use their reputation and recognition to facilitate expansion into new markets.

Long-term Sustainability: Building a brand that resonates with customers on a deeper level can contribute to long-term sustainability and enduring success.

Brand Advocacy: Satisfied customers who identify strongly with a brand may become brand advocates, promoting the brand through word-of-mouth, social media, and other channels.

In conclusion, a well-crafted and executed branding strategy can yield numerous advantages, providing a competitive edge and fostering lasting relationships with customers and stakeholders.

13.2 Managing Brands Over Time

Managing brands over time is a critical aspect of building and maintaining a successful business. A brand is not just a logo or a name; it represents the overall perception and reputation of a company, product, or service in the minds of consumers. Effectively managing a brand requires consistent effort and attention to ensure it remains relevant, appealing, and positively associated with the desired attributes. Here are some key strategies for managing brands over time:

Consistency: Maintain consistent branding elements such as logos, colors, taglines, and messaging across all marketing and communication channels. Consistency helps reinforce brand identity and recognition.

Know Your Target Audience: Understand your target audience's preferences, needs, and values. Adapt your brand messaging and marketing efforts to resonate with your audience over time.

Monitor Brand Perception: Continuously monitor and measure how your brand is perceived by customers and the public. Use surveys, social media listening, and other feedback mechanisms to gauge sentiment and identify areas for improvement.

Brand Positioning: Clearly define your brand's unique value proposition and positioning in the market. Focus on what sets your brand apart from competitors and consistently communicate these differentiators.

Brand Storytelling: Develop and share a compelling brand story that connects emotionally with consumers. People remember stories better than facts and figures, so use storytelling to make your brand memorable.

Innovation and Adaptation: Stay relevant by continually innovating and adapting to changes in the market and consumer preferences. Be open to refreshing your brand if necessary to meet new demands.

Brand Guidelines: Establish clear brand guidelines to ensure consistency across all touchpoints. These guidelines should cover visual elements, tone of voice, and brand personality.

Customer Experience: Deliver a consistent and exceptional customer experience at all touchpoints. Positive experiences create strong brand advocates and repeat customers.

Authenticity and Transparency: Be authentic and transparent in your brand communications. Building trust with your audience is essential for long-term brand success.

Social Responsibility: Embrace social responsibility and support causes that align with your brand's values. Consumers are increasingly drawn to brands that demonstrate a commitment to making a positive impact.

Brand Partnerships: Consider strategic partnerships or collaborations with other brands or influencers to extend your brand's reach and appeal to new audiences.

Employee Brand Advocacy: Engage and empower your employees to be brand advocates. When employees believe in and embody the brand's values, it positively impacts the brand's external perception.

Crisis Management: Be prepared to handle crises effectively. How a brand navigates challenging situations can significantly impact its reputation.

Long-Term Vision: Have a long-term vision for your brand's growth and evolution. Avoid making short-term decisions that could compromise the brand's integrity or positioning.

Keep in mind that managing a brand is an ongoing process. It requires constant attention, monitoring, and adaptation to keep up with market trends, customer preferences, and changes in the business landscape. With the right strategies and a commitment to delivering value to customers, a strong brand can continue to thrive over time.

In today's digital era, online presence and engagement play a crucial role in growing and sustaining brand equity. Social media platforms and digital marketing channels provide brands with opportunities to interact directly with their customers, respond to their queries, and address concerns promptly. Actively engaging with customers through these platforms not only helps in building brand loyalty but also allows brands to gather valuable feedback and insights that can be used to improve products and services.

Sustaining brand equity is as important as growing it. Brands must continuously adapt to changing market dynamics and consumer preferences to remain relevant. Innovation and evolution are essential to prevent the brand from becoming stagnant and outdated. Companies that invest in research and development, embrace new technologies, and stay ahead of industry trends can ensure that their brand remains fresh and appealing to customers.

Furthermore, a focus on customer retention is critical for sustaining brand equity. Acquiring new customers can be more expensive than retaining existing ones. By providing excellent customer service, personalized experiences, and loyalty programs, brands can foster repeat business and turn customers into brand ambassadors who actively recommend the brand to others.

Managing brands over time is a crucial aspect of brand strategy that requires consistent effort and adaptability. Here are some key principles to effectively manage brands over the long term:

Consistency: Consistency is paramount in brand management. Ensure that your brand's identity, values, and messaging remain cohesive across all touchpoints, including advertising, packaging, online presence, and customer service. Consistency helps build trust and recognition among consumers.

Relevance: Brands must stay relevant to their target audience and adapt to changing market trends, consumer preferences, and cultural shifts. Regularly monitor market research, consumer insights, and feedback to understand what resonates with your audience and make necessary adjustments to stay relevant.

Authenticity: Authenticity fosters a genuine connection between a brand and its consumers. Be true to your brand's core values and purpose. Avoid making promises that your brand cannot deliver on, as authenticity builds trust and credibility over time.

Innovation: Continuously innovate to keep your brand fresh and competitive. Embrace new technologies, explore creative marketing strategies, and stay ahead of industry trends. Brands that fail to innovate may become stagnant and lose relevance.

Customer Experience: Customer experience plays a pivotal role in brand management. Create positive and memorable experiences at every touchpoint. Exceptional customer service and personalized interactions can build long-term brand loyalty.

Brand Tracking: Regularly track your brand's performance and perception in the market. Monitor key brand metrics, conduct customer surveys, and assess brand health to identify areas for improvement and measure the effectiveness of your brand strategies.

Brand Extensions: When considering brand extensions or diversification, ensure they align with your core brand values and do not dilute your brand's equity. Thoughtful brand extensions can leverage existing brand recognition and create new opportunities for growth.

Crisis Management: Be prepared for potential crises and have a crisis management plan in place. How a brand handles a crisis can significantly impact its reputation and long-term success.

Long-Term Vision: Have a clear long-term vision for your brand and communicate it effectively to stakeholders, employees, and customers. A well-defined brand vision can provide a sense of direction and purpose, guiding decision-making and actions.

Partnerships and Collaborations: Strategic partnerships and collaborations with other brands, influencers, or organizations can help expose your brand to new audiences and enhance brand equity. Choose partnerships that align with your brand values and objectives.

Employee Engagement: Employees are brand ambassadors. Engaged and motivated employees can positively influence the brand's image and customer interactions. Invest in employee training and foster a strong brand culture internally.

Global and Local Adaptation: If your brand operates in multiple markets, consider adapting your brand strategy to suit local cultural norms, preferences, and regulations while maintaining a consistent brand essence.

By adhering to these principles, brands can cultivate a strong and enduring presence in the market and build lasting relationships with their customers. However, it's essential to remain agile and adaptable, as the business landscape is constantly evolving.

Unit 13: Growing & Sustaining Brand Equity

Managing a brand over time requires careful planning, consistent efforts, and adaptability to changing market dynamics. Here are some key methods and strategies for brand management over the long term:

Brand Identity and Positioning: Establish a clear and distinct brand identity that reflects the values, personality, and unique selling points of your brand. Ensure that your positioning remains relevant and resonates with your target audience.

Brand Guidelines: Develop comprehensive brand guidelines that outline the proper usage of your brand elements, including logo, colors, typography, and tone of voice. Consistency in brand presentation helps build recognition and trust.

Continuous Brand Monitoring: Regularly monitor how consumers perceive your brand through surveys, feedback analysis, and social media listening. This will allow you to identify potential issues or areas of improvement.

Evolve with Consumer Preferences: Stay informed about changing consumer preferences, market trends, and competitor activities. Adapt your brand strategy and offerings to meet evolving demands while remaining true to your brand essence.

Innovate and Expand: Continuously innovate and expand your product or service offerings to keep your brand fresh and relevant. Introduce new features, variants, or product lines that align with your brand identity.

Effective Communication: Maintain consistent and transparent communication with your audience across various channels. Use storytelling to convey your brand's values and connect emotionally with consumers.

Customer Experience: Deliver superior customer experience at every touchpoint, from pre-purchase interactions to post-purchase support. Positive experiences create brand advocates and strengthen brand loyalty.

Brand Partnerships and Collaborations: Collaborate with other brands, influencers, or organizations that share your brand values. Strategic partnerships can expand your brand's reach and reinforce its image.

CSR and Sustainability Initiatives: Engage in Corporate Social Responsibility (CSR) and sustainable practices to demonstrate your brand's commitment to social and environmental causes. This can enhance your brand's reputation and appeal.

Brand Crisis Management: Have a well-prepared crisis management plan in place to handle any negative publicity or issues that may arise. Swift and transparent action during challenging times can help protect your brand's reputation.

Employee Brand Advocacy: Empower your employees to be brand advocates. Ensure that they understand and embody the brand's values, as they play a significant role in delivering the brand promise.

Long-term Brand Investments: Allocate resources for long-term brand-building initiatives rather than focusing solely on short-term gains. Consistent investment in brand equity can lead to lasting brand loyalty.

Measuring Brand Performance: Set key performance indicators (KPIs) to measure the effectiveness of your brand management efforts. Regularly analyze these metrics to track progress and identify areas for improvement.

Remember that brand management is an ongoing process that requires dedication and persistence. It is essential to remain flexible and adapt your strategies as your brand grows and the market evolves.

Managing brands over time is essential for maintaining a competitive edge and building a strong and lasting relationship with customers. Here are some key merits of brand management over time:

Brand Recognition and Awareness: Consistent brand management helps establish and reinforce brand recognition and awareness. Customers become familiar with the brand, its values, and offerings, making it easier for them to identify and choose the brand over competitors.

Brand Loyalty and Trust: Over time, effective brand management cultivates brand loyalty and trust among customers. When customers have positive experiences with a brand and consistently

encounter the brand's promises being delivered, they are more likely to remain loyal and trust the brand.

Market Differentiation: Brand management allows a company to differentiate its products or services from competitors effectively. By creating a unique brand identity and positioning, the brand can stand out in a crowded market, making it easier for customers to make purchasing decisions.

Premium Pricing Power: Strong brands often have the advantage of commanding premium prices for their products or services. Customers are often willing to pay more for a brand they trust and perceive as high-quality, which can lead to increased profitability for the company.

Resilience during Challenges: Brands that have been consistently managed over time tend to be more resilient during challenging economic or market conditions. A strong brand can withstand temporary setbacks, maintain customer loyalty, and recover more quickly.

Brand Extensions and Diversification: Successful brand management opens up opportunities for brand extensions and diversification. When a brand has a loyal customer base, introducing new products or expanding into related markets becomes more feasible and potentially successful.

Employee Motivation and Pride: A well-managed brand can instill a sense of pride and motivation among employees. When employees believe in and feel connected to the brand's values, they are more likely to be engaged, dedicated, and become brand ambassadors.

Effective Communication: Consistent brand management ensures that the brand's messaging is clear, cohesive, and aligned with its values. This enables effective communication with customers, stakeholders, and the public, fostering a deeper connection with the brand.

Long-Term Growth and Sustainability: Brands that are managed effectively over time are more likely to experience sustainable long-term growth. A strong brand attracts repeat business, generates positive word-of-mouth, and attracts new customers, all of which contribute to the brand's success.

Competitive Advantage: Ultimately, managing a brand over time provides a significant competitive advantage. It creates a barrier for new entrants, as customers are more likely to stick with a brand they know and trust rather than switching to an unknown competitor.

In conclusion, managing a brand over time is a strategic investment that can lead to increased brand recognition, customer loyalty, and profitability while providing a competitive edge in the market. It requires consistent effort, adherence to brand values, and a customer-centric approach.

Summary

Growing and sustaining brand equity is a critical aspect of any successful business strategy. Brand equity represents the intangible value and perception that a brand holds in the minds of consumers, which can significantly impact a company's success, market share, and profitability. Building brand equity involves creating a strong brand identity, consistently delivering on promises, and establishing positive emotional connections with customers. In this essay, we will explore the key elements of growing and sustaining brand equity and their importance in today's competitive business landscape. One of the fundamental elements of growing brand equity is establishing a clear and distinct brand identity. This involves defining the brand's purpose, values, and personality.

A well-defined brand identity helps consumers understand what the brand stands for and what it offers, creating a sense of trust and reliability. Consistency in brand messaging and visual elements across various touchpoints, such as advertisements, packaging, and online presence, reinforces the brand identity and helps consumers recognize and differentiate it from competitors.

In addition to a strong brand identity, delivering on promises and providing consistent quality is essential for growing brand equity. If a brand consistently delivers products or services that meet or exceed customer expectations, it builds a positive reputation and fosters brand loyalty. On the other hand, failing to meet expectations can quickly erode brand equity and lead to a loss of trust and credibility. Therefore, companies must focus on delivering exceptional customer experiences to reinforce their brand's value and build long-term relationships with customers.

Another critical aspect of growing brand equity is establishing emotional connections with consumers. People often make purchasing decisions based on emotions rather than just rational

Unit 13: Growing & Sustaining Brand Equity

factors. Brands that can evoke positive emotions, such as happiness, trust, or nostalgia, are more likely to create lasting impressions and build stronger connections with their audience. Storytelling, purpose-driven marketing, and engaging social media campaigns are some of the strategies that brands can employ to establish emotional connections and create brand advocates who will promote the brand through word-of-mouth.

Keywords

- Designing & Implementing Branding Strategies
- Managing Brands Over Time

SelfAssessment

Q1. Which of the following is the most appropriate definition of brand equity?

- A. The total market value of a company
- B. The financial value of a brand's assets
- C. The perceived value and goodwill associated with a brand
- D. The total number of customers loyal to a brand

Q2. Brand equity can be built through:

- A. Short-term promotional campaigns
- B. Continuous customer engagement and positive experiences
- C. Reducing product quality to maintain lower costs
- D. Focusing on immediate sales without considering the long-term impact

Q3. Which factor contributes significantly to growing brand equity?

- A. Underdelivering on brand promises
- B. Consistent and positive brand experiences
- C. Frequent changes in brand messaging and identity
- D. Ignoring customer feedback and complaints

Q4. Which of the following is an example of a brand extension?

- A. A fast-food chain introducing a new burger
- B. A car company launching a line of branded clothing
- C. A tech company acquiring a competitor
- D. A detergent brand releasing a new scent of detergent

Q5. What role does advertising play in sustaining brand equity?

- A. It has no impact on brand equity
- B. Helps in building initial awareness, but not in sustaining equity
- C. Reinforces brand positioning and strengthens brand associations
- D. Can only be effective if it includes discounts and promotions

Q6. Brand loyalty refers to:

- A. The willingness of customers to pay a premium for a brand
- B. The emotional attachment and repeat purchasing behavior towards a brand
- C. The number of customers a brand acquires within a specific period
- D. The number of products a brand offers within its product line

Q7. What can negative publicity or brand scandals do to brand equity?

- A. Boost brand loyalty due to increased attention
- B. Have no impact on brand equity
- C. Erode brand trust and equity
- D. Improve brand perception among competitors' customers

Q8. Brand equity is difficult to measure quantitatively because it encompasses:

- A. Only financial performance metrics
- B. Both tangible and intangible elements
- C. Only customer perceptions without affecting sales
- D. Only marketing efforts and not product quality

Q9. Which of the following is an example of a brand positioning strategy?

- A. Pricing a product lower than competitors
- B. Offering a unique product feature to differentiate from competitors
- C. Increasing advertising during seasonal sales
- D. Using celebrity endorsements for brand promotion

Q10. Why is consistency crucial in building brand equity?

- A. It prevents companies from exploring new opportunities
- B. It helps establish a strong brand identity and makes it easily recognizable
- C. It reduces the need for advertising and marketing efforts
- D. It guarantees immediate success in the market

Q11. Which of the following is an essential component of brand equity measurement?

- A. social media followers
- B. Number of competitors in the market
- C. Customer perception and brand awareness
- D. Employee satisfaction levels

Q12. Brand equity helps companies to:

- A. Increase product prices without offering any value
- B. Build a loyal customer base and maintain a competitive advantage
- C. Limit their offerings to a specific niche market
- D. Avoid any changes to their marketing strategies

Q13. A brand with high brand equity is likely to experience:

Unit 13: Growing & Sustaining Brand Equity

- A. Declining sales and market share
- B. Increased customer churn
- C. Customer willingness to pay a premium for its products
- D. Frequent rebranding and changes in brand identity

Q14. What role does innovation play in sustaining brand equity?

- A. It is unnecessary for well-established brands
- B. Innovation helps in attracting new customers, but it doesn't impact brand loyalty
- C. Continuous innovation can strengthen brand equity by meeting evolving customer needs
- D. Innovation is only important for tech companies and not for other industries

Q15. Successful brand equity management involves:

- A. Focusing solely on short-term financial gains
- B. Ignoring customer feedback and complaints
- C. Consistently delivering on brand promises and monitoring brand performance
- D. Keeping marketing efforts consistent across different markets without adaptation

Answers for Self Assessment

- | | | | | |
|-------|-------|-------|-------|-------|
| 1. C | 2. B | 3. B | 4. B | 5. C |
| 6. B | 7. C | 8. B | 9. B | 10. B |
| 11. C | 12. B | 13. C | 14. C | 15. C |

Review Questions

Q1. In your opinion, what are the most effective strategies for growing brand equity in a highly competitive market?

Q2. How important is customer perception and emotional connection in sustaining brand equity over the long term? Can you share examples of brands that have successfully leveraged this aspect?

Q3. From your perspective, what role does innovation play in maintaining and enhancing brand equity? Can you think of any brands that have thrived due to their innovative approaches?

Q4. In your view, how does consistent and authentic brand messaging contribute to building a strong brand identity and, consequently, brand equity?

Q5. What are some potential challenges that brands face in maintaining their brand equity, and how can they overcome these hurdles? Are there any cautionary tales of brands that failed to sustain their brand equity that you find particularly instructive?



Further Readings

1. "Building Strong Brands" by David A. Aaker:

David Aaker is a renowned marketing professor and brand consultant. In this book, he provides a comprehensive framework for creating and managing strong brands. It covers strategies for brand positioning, brand identity, and brand architecture to build brand equity and long-term success.

2. "How Brands Grow: What Marketers Don't Know" by Byron Sharp:

Byron Sharp, a marketing scientist, challenges conventional marketing wisdom in this book. He presents evidence-based insights and debunks several myths about brand growth. This book offers practical strategies to grow brands in a competitive market.

3. "Brand Equity & Advertising: Advertising's Role in Building Strong Brands" by David A. Aaker and Alexander L. Biel:

In this book, Aaker and Biel delve deeper into the relationship between advertising and brand equity. They explore how advertising can contribute to brand building and the factors that enhance brand communication effectiveness.

4. "The Brand Gap: How to Bridge the Distance Between Business Strategy and Design" by Marty Neumeier:

Marty Neumeier, a brand expert, presents a concise and visually engaging guide to branding. This book focuses on the importance of design and brand strategy alignment in building a strong brand that resonates with consumers.

5. "The 22 Immutable Laws of Branding" by Al Reis and Laura Reis:

Al and Laura Reis explore fundamental principles that govern successful branding in this book. They provide practical insights on creating a distinctive brand, establishing brand leadership, and protecting brand equity.



Web Links

1. Harvard Business Review (HBR):

Website: <https://hbr.org/>

HBR is known for its authoritative articles on business and management topics, including brand equity. You can find research papers and case studies from industry experts and scholars.

2. American Marketing Association (AMA):

Website: <https://www.ama.org/>

AMA is a well-respected organization for marketing professionals. Their website offers valuable insights into branding and how to build and maintain brand equity.

3. Forbes:

Website: <https://www.forbes.com/>

Forbes covers various business-related topics, and their branding section often includes articles and interviews with experts on building and sustaining brand equity.

4. Marketing Week:

Website: <https://www.marketingweek.com/>

Marketing Week provides news, insights, and analysis on marketing-related topics, including branding and brand equity strategies.

5. Nielsen Insights:

Website: <https://www.nielsen.com/us/en/insights/>

Nielsen is a global data analytics company known for its market research. Their insights and reports often cover brand equity and consumer behavior.

Unit 14: Managing Brands

CONTENTS

Objectives

Introduction

14.1 Reinforcing Brands

14.2 Revitalizing Brands and Other Ways to Manage Brands

Summary

Keywords

Self Assessment

Answers for Self Assessment

Review Questions

Further Readings

Objectives

After studying this unit, you will be able to:

- Understand the concept of reinforcing brands.
- Understand the concept of revitalizing brands and other ways to manage brands.

Introduction

Managing brands refers to the process of strategically overseeing and maintaining a brand's identity, reputation, and perception in the marketplace. A brand is more than just a logo or a name; it is the overall image and perception that consumers have about a product, service, or company. The primary goal of brand management is to create a positive and consistent brand experience for customers, which in turn fosters brand loyalty and trust. Managing brands is an ongoing process that requires continuous monitoring, adaptation, and innovation to stay relevant in a dynamic market environment. Successful brand management can lead to increased brand equity, customer loyalty, and a competitive advantage in the marketplace.

Managing brands is a crucial aspect of marketing and business strategy that involves creating, building, and maintaining a positive and distinctive identity for a product, service, or company. Effective brand management aims to shape the perception of the brand in the minds of consumers, establish strong brand loyalty, and differentiate the brand from its competitors. Brand management is an evolving discipline, and it's essential to adapt to changing market dynamics and consumer preferences. By effectively managing a brand, businesses can create a strong, lasting relationship with their target audience and gain a competitive advantage in the market.

A well-managed brand helps customers recognize and remember a company and its products or services more easily. It fosters trust and loyalty among customers, leading to repeat purchases and long-term relationships. Effective brand management allows businesses to differentiate themselves from competitors. It highlights unique selling propositions and creates a distinct identity that sets them apart in the market. Brand equity is the intangible value that a brand holds in the market. Well-managed brands tend to have higher brand equity, which contributes to higher company valuations and financial performance.

A successful brand can leverage its positive reputation to introduce new products or expand into new markets with greater ease. This can reduce the risks associated with launching entirely new brands. Loyal customers become brand advocates, willingly promoting the brand through word-of-

mouth and social media. This kind of organic marketing is highly valuable and can lead to increased customer acquisition.

Companies with strong brands are often more attractive to potential employees. A positive brand image can help attract top talent, as people want to be associated with successful and reputable organizations. Brand management ensures consistency in messaging, visuals, and customer experiences. Consistency builds trust and reliability, encouraging customers to rely on the brand for their needs.

A well-established brand can better weather crises and negative publicity. Brand equity acts as a cushion, helping companies recover from setbacks and maintain customer trust during challenging times. A reputable brand can open doors to partnerships and collaborations with other businesses, allowing for joint ventures and co-branded initiatives that can expand market reach.

Managing brands is essential for creating a positive image, fostering customer loyalty, and enabling business growth in today's competitive marketplace. It helps businesses stand out, connect with customers, and build lasting relationships, ultimately driving success and profitability.

14.1 Reinforcing Brands

"Reinforcing brands" refers to the strategic effort and activities undertaken by a company or organization to strengthen and enhance the perception, recognition, and overall value of their brand in the minds of consumers or target audiences. This process involves various marketing and communication strategies to solidify the brand's position, maintain consistency, and improve customer loyalty. By reinforcing the brand through these efforts, companies aim to create a strong, positive, and memorable brand image that fosters customer loyalty, attracts new customers, and ultimately drives business growth.

Reinforcing brands is a strategic marketing process that aims to strengthen and solidify the perception and value of a brand in the minds of its target audience. The goal is to create a positive and lasting impression, enhance brand loyalty, and increase brand equity, which ultimately leads to increased customer preference and advocacy. Leveraging various digital channels, such as social media, websites, blogs, and online advertising, to maintain an active and engaging online presence, thereby connecting with consumers in the digital space.

Here are some key strategies and methods for reinforcing brands:

Consistent Brand Identity: Maintain a consistent brand identity across all communication channels, including logo, colors, typography, and tone of voice. Consistency helps to establish a recognizable and memorable brand presence.

Brand Messaging: Craft clear and compelling brand messages that reflect the brand's unique value proposition and resonate with the target audience. Consistent messaging reinforces the brand's positioning and helps build a coherent brand image.

Customer Experience: Focus on delivering exceptional customer experiences at every touchpoint. Positive interactions with the brand can create emotional connections, leading to stronger brand loyalty.

Quality Products or Services: Consistently provide high-quality products or services to meet or exceed customer expectations. Quality is a crucial driver of brand perception and customer satisfaction.

Brand Storytelling: Use storytelling to humanize the brand and create a deeper emotional connection with consumers. Sharing the brand's history, values, and mission can make it more relatable and memorable.

Social Media and Content Marketing: Utilize social media platforms and content marketing to engage with the target audience, share valuable content, and reinforce the brand's identity and values.

Influencer Marketing: Collaborate with influencers and brand advocates to expand the brand's reach and credibility. Positive endorsements from influencers can reinforce brand trust and authenticity.

Community Engagement: Foster a sense of community around the brand by engaging with customers, responding to feedback, and encouraging user-generated content.

Brand Partnerships: Form strategic partnerships with other reputable brands or organizations that align with your brand's values and target audience. Such partnerships can help enhance brand visibility and credibility.

Continuous Innovation: Stay relevant and competitive by continuously innovating and evolving the brand's offerings to meet changing customer needs and preferences.

Monitor and Respond: Regularly monitor brand sentiment, customer feedback, and market trends. Address any negative feedback or issues promptly to maintain a positive brand perception.

Reinforcing a brand is an ongoing process that requires consistency, dedication, and a deep understanding of the target audience's needs and preferences. By following these strategies and remaining agile in the ever-changing market landscape, brands can build a strong and resilient presence in the minds of their customers.

Reinforcing a brand is essential for building strong customer loyalty, increasing brand awareness, and staying competitive in the market. Here are some key principles to consider when reinforcing your brand:

Consistency: Maintain consistency across all brand touchpoints, including visual elements (logo, colors, typography), messaging, tone of voice, and customer experience. Consistency helps create a recognizable and trustworthy brand identity.

Authenticity: Be genuine and authentic in your brand communication. Today's consumers value transparency and are drawn to brands that align with their values and beliefs.

Differentiation: Clearly communicate what sets your brand apart from competitors. Identify your unique selling proposition (USP) and emphasize it in your messaging to attract and retain customers.

Emotional connection: Forge an emotional connection with your audience by telling compelling brand stories, evoking emotions, and demonstrating how your brand addresses their needs and aspirations.

Customer-centricity: Put your customers at the center of your brand strategy. Understand their preferences, pain points, and desires, and tailor your brand's offerings and messaging accordingly.

Memorable experiences: Create memorable experiences for your customers at every touchpoint, whether it's through exceptional customer service, engaging content, or innovative product/service offerings.

Brand advocates: Cultivate a community of brand advocates who passionately support and promote your brand. Satisfied customers can be powerful ambassadors and help spread positive word-of-mouth.

Brand guidelines: Develop comprehensive brand guidelines that outline how your brand should be presented across various channels and platforms. This ensures that all brand assets maintain consistency and reinforce the brand's identity.

Continuous innovation: Keep your brand relevant by staying attuned to market trends, consumer preferences, and technological advancements. Be willing to adapt and evolve while staying true to your brand's core values.

Long-term vision: Building a strong brand takes time and effort. Have a long-term vision and stay committed to your brand strategy even during challenging times.

Multi-channel presence: Reinforce your brand by being present on multiple platforms and channels. Utilize social media, websites, physical stores (if applicable), and other mediums to engage with your target audience effectively.

Monitoring and feedback: Regularly monitor brand performance, customer feedback, and market trends. Analyze data to make informed decisions and continuously improve your brand strategy.

By following these principles, you can reinforce your brand's position in the market, create lasting connections with your customers, and foster brand loyalty. Remember that brand reinforcement is an ongoing process that requires dedication, consistency, and a deep understanding of your target audience.

Corporate examples of how companies have reinforced their brands:

Apple: Apple is known for its consistent brand identity, sleek design, and premium products. Their advertising campaigns focus on simplicity and innovation, reinforcing the brand's image as a leading technology company that values creativity and user experience.

Coca-Cola: Coca-Cola has been reinforcing its brand for over a century through iconic advertising campaigns, memorable slogans like "Open Happiness," and consistent brand elements, such as the red and white color scheme and the contour bottle shape.

Nike: Nike's "Just Do It" campaign has become synonymous with the brand's image of empowering athletes and individuals to achieve their goals. Through powerful endorsements by athletes and celebrities, Nike reinforces its reputation as a leading sports apparel and footwear company.

Google: Google consistently reinforces its brand as a technology innovator and a user-centric company. Their clean and minimalist design, as well as their commitment to organizing the world's information, have become hallmarks of the brand.

Amazon: Amazon has reinforced its brand by prioritizing customer satisfaction, fast delivery, and a seamless shopping experience. Their "A to Z" smile logo and their commitment to innovation, such as introducing Amazon Prime, have contributed to their strong brand image.

Microsoft: Microsoft has evolved its brand over the years, from being primarily associated with software to now being recognized as a leader in cloud computing and technology solutions. Their advertising campaigns and focus on accessibility and inclusivity reinforce their brand as an innovative and people-centric company.

McDonald's: McDonald's consistently reinforces its brand as a fast-food chain that offers affordable, convenient, and consistent food products worldwide. Their "I'm Lovin' It" jingle and the golden arches logo have become iconic elements of their brand.

Tesla: Tesla has built its brand as a pioneer in electric vehicles and sustainable energy solutions. Through visionary leadership, innovative products, and a strong fan base, Tesla reinforces its brand as a driving force in the automotive industry's shift toward sustainability.

Airbnb: Airbnb has reinforced its brand as a platform that connects travelers with unique and personalized lodging experiences. Their branding emphasizes community, belonging, and the idea of "belonging anywhere," reinforcing the company's mission of creating a sense of home for travelers.

Patagonia: Patagonia reinforces its brand as an environmentally conscious and socially responsible outdoor apparel company. Their commitment to sustainability, ethical sourcing, and activism for environmental causes has earned them a loyal customer base that aligns with their values.

These examples demonstrate how these companies have used various strategies, including advertising, brand identity, product offerings, and corporate values, to reinforce their brands and build strong connections with their target audiences.

Reinforcing a brand can provide numerous benefits for businesses and organizations. Here are some key merits of reinforcing brands:

Increased Brand Awareness: Consistent reinforcement of a brand helps build and maintain brand awareness among the target audience. When customers repeatedly encounter the brand's logo, message, and visuals, it becomes more recognizable and memorable.

Brand Recognition and Trust: Reinforcing a brand helps establish a sense of familiarity and credibility. Consumers are more likely to trust and choose a brand they recognize and have positive associations with.

Differentiation from Competitors: In a competitive market, a strong brand stands out from the crowd. By reinforcing its unique value proposition and positioning, a brand can effectively differentiate itself from competitors, making it more attractive to potential customers.

Brand Loyalty and Advocacy: Consistent brand reinforcement nurtures brand loyalty among existing customers. Satisfied customers who have positive experiences with the brand are more likely to become brand advocates, promoting the brand through word-of-mouth and social media.

Command Premium Pricing: A reinforced brand with a strong reputation can command premium pricing for its products or services. Customers are often willing to pay more for a brand they perceive as superior and trustworthy.

Customer Retention and Repeat Business: A strong brand helps retain customers and encourages repeat business. When customers have a positive experience with a brand, they are more likely to return for future purchases.

Employee Engagement and Pride: A reinforced brand not only resonates with customers but also with employees. Employees feel a sense of pride and connection to the brand, which can boost their engagement and motivation, leading to better customer service and overall company performance.

Easier Market Entry for New Products: When a brand is well-established and trusted, introducing new products or services becomes easier. Customers are more likely to try new offerings from a brand they already know and love.

Resilience in Times of Crisis: Brands that have been consistently reinforced tend to be more resilient during challenging times, such as economic downturns or public relations crises. A strong brand foundation can help maintain customer loyalty and support.

Long-Term Business Value: A well-reinforced brand can have a lasting impact on the company's value. Brands often become valuable assets that contribute significantly to the overall worth of the business.

In summary, reinforcing a brand is a strategic investment that can yield numerous benefits, ranging from increased brand awareness and loyalty to enhanced market position and long-term business value. Building a strong, consistent brand presence requires time, effort, and resources, but the rewards can be substantial for businesses that successfully execute their brand reinforcement strategies.

14.2 Revitalizing Brands and Other Ways to Manage Brands

Revitalizing brands refers to the strategic process of breathing new life and energy into a brand that has lost its relevance, appeal, or market position. It involves a series of marketing and branding efforts aimed at repositioning the brand, rekindling consumer interest, and regaining market share. The goal is to bring back the brand's competitiveness, attract new customers, and strengthen the loyalty of existing ones. Revitalizing a brand is a complex and ongoing process that requires a deep understanding of the brand's history, market dynamics, and consumer behavior. Successful revitalization can lead to increased market share, improved financial performance, and a stronger brand image.

Revitalizing brands refers to the strategic process of rejuvenating or reinvigorating a brand that has lost relevance, appeal, or market share. The goal is to breathe new life into the brand, making it more attractive and competitive in the eyes of its target audience. Brand revitalization is a marketing strategy aimed at re-establishing a brand's position and resonance with consumers, often through significant changes in branding, messaging, product offerings, and customer experiences.

Revitalizing a brand can be a challenging and complex task, requiring a deep understanding of consumer preferences, market trends, and competitive dynamics. Successful brand revitalization often involves a balance between preserving the brand's core essence and adapting to the evolving needs of the target audience.

Revitalizing a brand and managing brands effectively are essential strategies to stay competitive in the dynamic business landscape. Here are some key approaches and tactics for both revitalizing and managing brands:

Brand Audit and Analysis: Start by conducting a comprehensive brand audit to assess the current state of the brand. Analyze its strengths, weaknesses, opportunities, and threats (SWOT analysis). This evaluation will provide insights into areas that need improvement and potential opportunities for revitalization.

Understanding Target Audience: Knowing your target audience is crucial for brand success. Reevaluate and update buyer personas to ensure they reflect the evolving preferences and needs of your customers.

Brand Positioning: Revisit your brand's positioning in the market. Identify what differentiates your brand from competitors and ensure that this unique value proposition is communicated clearly and consistently across all touchpoints.

Brand Identity Refresh: Consider updating your brand's visual identity, including the logo, color palette, typography, and overall design elements. A refreshed brand identity can help modernize the brand and attract new audiences while maintaining existing ones.

Rebranding vs. Brand Refresh: Decide whether your brand needs a complete rebranding or just a brand refresh. Rebranding involves significant changes to the brand's identity, name, or core values, while a brand refresh focuses on updating specific elements without altering the essence of the brand.

Storytelling and Emotional Connection: Emphasize storytelling in your brand communication. Share authentic stories that resonate with your target audience and create an emotional connection with your brand.

Consistency in Brand Messaging: Ensure consistency in brand messaging across all platforms and channels. A unified brand voice strengthens brand recognition and reinforces the brand's values and promises.

Digital Presence: Optimize your brand's digital presence, including your website, social media channels, and online advertising. Leverage digital marketing strategies to reach a broader audience and engage with customers effectively.

Customer Experience: Pay attention to the overall customer experience with your brand. Delight customers through exceptional service, personalized interactions, and prompt issue resolution.

Innovate and Stay Relevant: Continuously innovate your products or services to meet changing customer demands and market trends. Stay proactive in identifying emerging opportunities in your industry.

Brand Partnerships and Collaborations: Consider strategic partnerships and collaborations with other brands or influencers that align with your values and target audience. This can expose your brand to new audiences and reinforce its relevance.

Measure and Analyze: Establish key performance indicators (KPIs) to measure the success of your brand revitalization efforts. Regularly analyze the results and adjust your strategies based on data-driven insights.

Internal Brand Alignment: Ensure that all employees and stakeholders understand and embody the brand's values and mission. Internal alignment is vital for delivering a consistent brand experience to customers.

Monitor Competition: Keep a close eye on your competitors' branding strategies and market positioning. Differentiate your brand to stand out in the competitive landscape.

Long-term Commitment: Revitalizing and managing a brand is an ongoing process. Be committed to the long-term success of your brand and stay flexible to adapt to changing market dynamics.

By following these strategies and tactics, you can revitalize your brand and effectively manage it to maintain a strong market presence and foster brand loyalty among customers.

Revitalizing a brand involves rejuvenating and repositioning it to recapture the interest and loyalty of consumers. Brands might need revitalization for various reasons, such as declining sales, changing market conditions, or an outdated image. Here are some key principles for revitalizing brands:

Market Research and Analysis: Start by conducting thorough market research and analysis to understand current consumer perceptions, market trends, and competitor strategies. This will provide valuable insights into what's working, what's not, and identify opportunities for improvement.

Clear Brand Identity and Positioning: Revisit and redefine the brand's identity and positioning. Understand what the brand stands for, its unique value proposition, and how it differentiates itself from competitors. Make sure the brand's essence is consistently communicated across all touchpoints.

Target Audience Understanding: Reconnect with the target audience to understand their evolving needs, preferences, and pain points. Create buyer personas to represent different customer segments and tailor the brand's messaging and offerings accordingly.

Innovation and Differentiation: Introduce innovation into products, services, or brand experiences to create a distinct competitive advantage. Highlight the unique selling points of the brand to stand out in a crowded marketplace.

Embrace Digital Transformation: Embrace the latest technological advancements and integrate them into the brand strategy. Digital marketing, social media, e-commerce, and other digital channels can play a crucial role in reaching and engaging with consumers.

Consistency and Authenticity: Ensure consistency in branding across all channels and touchpoints. Consumers appreciate authenticity, so it's essential to deliver on promises made by the brand and create genuine connections with the audience.

Engagement and Interaction: Foster two-way communication with consumers. Engage with them on social media, respond to feedback, and encourage user-generated content. Building a community around the brand can enhance loyalty and advocacy.

Brand Storytelling: Craft compelling brand stories that resonate with consumers on an emotional level. Share the brand's history, values, and mission in a way that captivates and inspires.

Collaborations and Partnerships: Consider collaborations with influencers, complementary brands, or organizations that align with the brand's values. Such partnerships can expose the brand to new audiences and create exciting marketing campaigns.

Employee Buy-in: Ensure that employees are aligned with the brand's revitalization efforts and understand the new brand positioning. Internal support is critical for successfully implementing external changes.

Test and Iterate: Implement changes incrementally and use data to measure the impact of each step. Be prepared to make adjustments based on feedback and performance metrics.

Long-Term Vision: Revitalizing a brand is not a quick fix; it requires a long-term vision and commitment. Stay adaptable and open to evolving consumer preferences and market dynamics.

By following these principles, a brand can revitalize its image, reconnect with consumers, and regain its competitive edge in the market. However, it's essential to tailor the approach to the specific needs and challenges faced by the brand in question.

Revitalizing a brand is a challenging yet essential task for corporations looking to stay relevant and competitive in the market. Many well-known companies have successfully revitalized their brands over the years. Here are some corporate examples of brand revitalization:

Apple Inc.: In the late 1990s, Apple was struggling and on the brink of bankruptcy. However, the return of Steve Jobs in 1997 marked a significant turning point for the company. Jobs focused on simplicity, innovation, and customer experience, leading to the introduction of iconic products like the iMac, iPod, iPhone, and MacBook. This brand revitalization turned Apple into one of the world's most valuable and recognizable brands.

Old Spice: In the early 2000s, Old Spice was perceived as a dated brand targeting older consumers. To appeal to a younger audience, Procter & Gamble launched the "The Man Your Man Could Smell Like" advertising campaign in 2010, featuring a humorous and charismatic character. This campaign went viral and successfully repositioned Old Spice as a modern and edgy brand.

LEGO: In the early 2000s, LEGO faced financial troubles due to increased competition from digital entertainment. To revive the brand, LEGO shifted its focus back to its core product, building bricks, and embraced new technologies. They also partnered with popular franchises like Star Wars and Harry Potter to attract a broader audience, which led to a remarkable brand resurgence.

McDonald's: In the mid-2000s, McDonald's sales were stagnating, and its brand image was suffering due to health and nutrition concerns. To revitalize the brand, McDonald's made changes to its menu, offering healthier options and launching an all-day breakfast. They also renovated their stores, introduced modern design elements, and engaged with customers through digital marketing campaigns and social media, repositioning themselves as a more contemporary and customer-centric brand.

Netflix: Originally a DVD rental service, Netflix faced stiff competition from streaming platforms. In 2007, Netflix shifted its focus to online streaming, and later, it started producing original content. The company's emphasis on providing an extensive library of content and producing high-quality series and movies helped revitalize its brand and make them a dominant player in the streaming industry.

Burberry: In the early 2000s, Burberry's signature plaid pattern was heavily counterfeited, leading to overexposure and dilution of the brand's luxury image. To revitalize the brand, Burberry underwent a strategic repositioning by reducing the visibility of its iconic plaid and focusing on luxury and high-end fashion. They also enlisted popular celebrities and models in their advertising campaigns to attract a more affluent customer base.

These examples demonstrate that successful brand revitalization requires a clear understanding of the target audience, a willingness to adapt to changing market trends, and a strong commitment to delivering value and innovation to consumers.

Revitalizing a brand can have numerous benefits for a company and its products or services. Here are some key merits of brand revitalization, along with other ways to manage brands effectively:

Increased Market Relevance: Over time, consumer preferences and market dynamics change. Brand revitalization helps a company adapt to these changes and remain relevant to its target audience. It allows the brand to stay in tune with current trends and consumer needs.

Competitive Advantage: Revitalizing a brand can set it apart from competitors and create a unique selling proposition. A refreshed brand can attract new customers and retain existing ones, giving the company a competitive edge in the marketplace.

Brand Awareness and Recall: A revitalization effort often involves updating the brand's visual identity, messaging, and positioning. These changes can increase brand visibility and make it more memorable, leading to better brand recall among consumers.

Positive Brand Perception: Brand revitalization can improve the perception of a brand, especially if the changes align with the values and expectations of the target audience. A more positive brand image can lead to increased customer loyalty and advocacy.

Reaching New Audiences: Through revitalization, a brand can extend its appeal to new demographics or markets. This expansion can open up growth opportunities for the company.

Product Line Extension: Revitalization can be an opportunity to introduce new products or services that complement the existing offerings, allowing the brand to diversify its portfolio.

Internal Alignment: A brand revitalization effort often involves collaboration and input from various departments within a company. This alignment can improve internal communication, foster teamwork, and create a shared sense of purpose.

Other ways to effectively manage brands include:

Consistent Branding: Ensure that the brand's visual elements, messaging, and tone of voice are consistent across all marketing and communication channels. Consistency helps build brand recognition and trust.

Customer-Centric Approach: Focus on understanding the needs and preferences of your target audience. Tailor your brand's offerings and communication to address their specific pain points and desires.

Brand Monitoring and Analysis: Regularly monitor brand performance, customer feedback, and market trends. Analyze data to make informed decisions about the brand's direction and potential areas for improvement.

Innovation and Adaptability: Stay open to innovation and be willing to adapt to changing market conditions. Brands that evolve with the times are more likely to stay relevant and competitive.

Brand Loyalty Programs: Implement loyalty programs to reward and retain loyal customers. Repeat business from satisfied customers can be a significant driver of a brand's success.

Effective Communication: Craft clear and compelling brand messages that resonate with the target audience. Use storytelling and emotional appeals to create a deeper connection with customers.

Brand Partnerships and Collaborations: Consider strategic partnerships or collaborations with other brands that share similar values or target audiences. Such alliances can expand brand reach and enhance credibility.

Employee Brand Advocacy: Engage and empower employees to be brand advocates. When employees embody the brand's values and mission, it can positively impact the overall brand perception.

By implementing these strategies and being responsive to market changes, companies can effectively manage their brands and maintain long-term success.

Summary

In today's fiercely competitive business landscape, brands have become invaluable assets that play a pivotal role in shaping consumer perceptions and driving business success. Managing brands effectively is not merely about creating a memorable logo or a catchy slogan; it involves a comprehensive approach to building and sustaining brand equity, ensuring a strong connection with target audiences. At the core of brand management lies brand identity, which represents the unique set of attributes, values, and characteristics that distinguish a brand from its competitors. Brand identity encompasses the brand name, logo, design elements, color schemes, and overall visual aesthetics. The goal is to create a brand identity that conveys the brand's personality and resonates with the intended target audience. Consistency in brand identity is crucial to establishing brand recognition and fostering consumer trust.

Effectively managing a brand requires strategic positioning in the market. Positioning is about how a brand is perceived relative to its competitors. Brands must identify and communicate their unique value proposition and key differentiators. Understanding the target audience's needs and preferences is essential in crafting a positioning strategy that addresses those specific demands. Brands must continuously monitor market trends and consumer behavior to adapt their positioning accordingly.

Brand communication is the art of effectively conveying a brand's story, values, and offerings to its audience. A successful brand communication strategy involves a consistent and coherent message across all marketing channels, including advertising, social media, public relations, and customer interactions. Brand messaging should be aligned with the brand's positioning and identity, resonating with consumers on an emotional level. Engaging and authentic communication can create strong brand loyalty and advocacy among consumers.

Effective brand management is a multifaceted endeavor that requires a deep understanding of the brand's identity, positioning, communication, and customer experience. A successful brand management strategy can result in strong brand equity that leads to increased customer loyalty, market share, and sustainable growth. By consistently delivering on promises, staying relevant to consumer needs, and adapting to changing market dynamics, brands can position themselves for long-term success in today's dynamic and competitive business landscape.

Keywords

- reinforcing brands
- revitalizing brands and other ways to manage brands.

Self Assessment

Q1. Which of the following is NOT a primary goal of brand management?

- A. Increasing brand awareness
- B. Building brand loyalty
- C. Reducing product prices
- D. Improving brand perception

Q2. Brand equity refers to:

- A. The financial value of a brand

- B. The total revenue generated by a brand
- C. The customer's perception and attitudes towards a brand
- D. The number of products sold under a brand name

Q3. A unique selling proposition (USP) is:

- A. A type of financial report for a brand
- B. The exclusive distribution of a brand's products
- C. The key benefit that differentiates a brand from its competitors
- D. A legal document that protects a brand's logo and name

Q4. Which branding strategy involves offering a new product in an existing market under an existing brand name?

- A. Brand extension
- B. Brand repositioning
- C. Co-branding
- D. Brand diversification

Q5. The process of periodically updating a brand to reflect changes in the market and consumer preferences is called:

- A. Brand extension
- B. Brand repositioning
- C. Brand evaluation
- D. Brand revitalization

Q6. Which brand element is a non-verbal representation of a brand, often a graphical symbol or design?

- A. Brand name
- B. Brand logo
- C. Brand tagline
- D. Brand spokesperson

Q7. "Just Do It" is the famous tagline associated with which brand?

- A. Nike
- B. Adidas
- C. Puma
- D. Reebok

Q8. The process of leveraging the reputation and popularity of another brand to enhance the appeal of your own brand is called:

- A. Brand leveraging
- B. Brand parity
- C. Brand endorsement
- D. Brand extension

Q9. Brand loyalty can result in:

- A. Increased customer retention and repeat purchases
- B. A decrease in product prices
- C. A decrease in customer satisfaction
- D. A decrease in marketing efforts

Q10. Which of the following is an example of co-branding?

- A. Coca-Cola launching a new flavour
- B. Apple releasing a new iPhone model
- C. Starbucks partnering with Hershey's to create a chocolate-flavoured coffee
- D. Nike introducing a new line of running shoes

Q11. One of the main benefits of strong brand equity is:

- A. Increased price sensitivity among customers
- B. Difficulty in attracting new customers
- C. Improved customer perception of product quality
- D. Reduced competition from other brands

Q12. Brand positioning refers to:

- A. The physical location of a company's headquarters
- B. The way a brand is perceived in relation to its competitors in the market
- C. The process of designing a brand's logo and tagline
- D. The price point of a brand's products

Q13. Which brand management metric measures the percentage of people in a target market who are aware of a brand?

- A. Brand loyalty
- B. Brand recognition
- C. Brand association
- D. Brand Recall

Q14. What does the term "brand personality" refer to?

- A. The emotions and associations that a brand evokes in customers
- B. The demographic characteristics of a brand's target audience
- C. The physical appearance of a brand's logo and packaging
- D. The financial value of a brand

Q15. "Just like a good neighbor" is the famous tagline associated with which brand?

- A. Allstate
- B. State Farm
- C. Geico
- D. Progressive

Answers for Self Assessment

- | | | | | |
|-------|-------|-------|-------|-------|
| 1. C | 2. C | 3. C | 4. A | 5. D |
| 6. B | 7. A | 8. C | 9. A | 10. C |
| 11. C | 12. B | 13. B | 14. A | 15. B |

Review Questions

- Q1. How important is brand consistency in managing a brand effectively, and how does it impact customer perception?
- Q2. What role does emotional branding play in creating a loyal customer base, and how can emotions be effectively incorporated into brand management strategies?
- Q3. In a highly competitive market, how can a brand differentiate itself from its competitors while still staying true to its core values and identity?
- Q4. When managing a global brand, what are the challenges and considerations that arise in terms of cultural sensitivity and localization of brand messaging?
- Q5. How does social media impact brand management, and what are some best practices for leveraging social platforms to enhance brand presence and engagement with the target audience?

**Further Readings**

1. "Building Strong Brands" by David A. Aaker

This book by marketing guru David Aaker is considered a seminal work in the field of brand management. It delves into the importance of brand equity, brand identity, and how to create and sustain strong brands over time.

2. "The 22 Immutable Laws of Branding" by Al Reis and Laura Reis

Al and Laura Reis explore the fundamental principles of branding in this book. They present 22 laws that help businesses understand how to build and maintain successful brands, drawing on real-world examples and case studies.

3. "Brand Leadership" by David A. Aaker and Erich Joachim Thaler

In this book, Aaker and Joachim Thaler focus on how to create and maintain a global brand. They introduce the concept of "brand leadership" and explain the strategies that make some brands successful on a global scale while others struggle.

4. "Positioning: The Battle for Your Mind" by Al Reis and Jack Trout

Although not exclusively about brand management, this classic book lays the foundation for successful brand positioning. Reis and Trout discuss the importance of differentiation and how to position a brand effectively in consumers' minds.

5. "Brand Sense: Build Powerful Brands through Touch, Taste, Smell, Sight, and Sound" by Martin Lindstrom

Lindstrom explores the impact of sensory branding and how incorporating all five senses can create a powerful brand experience. He shares fascinating examples and insights into how brands can connect with consumers on a deeper emotional level.



Web Links

1. Harvard Business Review (HBR): HBR is known for its in-depth articles on business management, including brand management. Check out their insights and research on building and maintaining strong brands.

Website: <https://hbr.org/>

2. Forbes: Forbes covers a wide range of business-related topics, including brand management and marketing strategies. Look for articles and expert opinions on brand success stories and best practices.

Website: <https://www.forbes.com/>

3. Branding Strategy Insider: This website focuses specifically on branding strategies and insights. It provides valuable information for marketers and brand managers looking to enhance their brand's positioning and value.

Website: <https://www.brandingstrategyinsider.com/>

4. American Marketing Association (AMA): AMA is a professional organization for marketers, and its website often features resources related to branding, marketing, and consumer behavior.

Website: <https://www.ama.org/>

5. Brand channel: This website offers news and insights related to brand development, branding trends, and case studies of successful brand management efforts.

Website: <https://www.brandchannel.com/>

LOVELY PROFESSIONAL UNIVERSITY

Jalandhar-Delhi G.T. Road (NH-1)

Phagwara, Punjab (India)-144411

For Enquiry: +91-1824-521360

Fax.: +91-1824-506111

Email: odl@lpu.co.in